5C

October 2026

Tyler County Treasurer's Report

INCLUDING MONTHLY INVESTMENT REPORT

SUBMITTED TO COMMISSIONER'S COURT BY LEANN MONK, TYLER COUNTY TREASURER

Table of Contents

Treasurer's Report -	Sect. 1
FNB Jasper Demand Accounts -	Sect. 2
Investment Report -	Sect. 3
Income/Expense Report –	Sect. 4
Additional Income Report -	Sect. 5
Signatures	Sect. 6

Section 1

Treasurer's Report

Tyler County, TX

Treasurers Report
Summary
Date Range: 09/01/2026 - 09/30/2026

Fund	Beginning Cash Balance	Revenues	Expenses	Net Change Assets	Net Change Liabilities	Calculated Ending Balance	Actual Ending Balance	Calculated - Actual Ending
010 - GENERAL FUND	0.00	261,229.62	1,006,457.22	0.00	52,298.33	-797,525.93	0.00	-797,525.93
011 - ADVALOREM TAXES CLEARING	0.00	0.00	0.00	0.00	0.00	0.00	0.00	0.00
012 - TC CHAPTER 19	5,589.85	0.00	0.00	0.00	0.00	5,589.85	5,589.85	0.00
015 - RESTITUTION - COUNTY CLERK	0.00	0.00	0.00	0.00	0.00	0.00	0.00	0.00
016 - TC COLLECTION SP	0.00	0.00	0.00	0.00	0.00	0.00	0.00	0.00
020 - GENERAL ROAD & BRIDGE (County Special)	0.00	49,306.66	49,306.66	0.00	0.00	0.00	0.00	0.00
021 - ROAD & BRIDGE I	0.00	15,581.13	51,756.31	0.00	-683.48	-35,491.70	0.00	-35,491.70
022 - ROAD & BRIDGE II	0.00	16,608.16	52,018.74	0.00	-226.24	-35,184.34	0.00	-35,184.34
023 - ROAD & BRIDGE III	0.00	19,843.64	84,751.57	0.00	8,916.23	-73,824.16	0.00	-73,824.16
024 - ROAD & BRIDGE IV	0.00	18,712.24	67,752.85	0.00	6,390.98	-55,431.59	0.00	-55,431.59
025 - TYLER CO AIRPORT	0.00	707.82	5,222.16	0.00	123.96	-4,638.30	0.00	-4,638.30
026 - TYLER CO. RODEO ARENA/FAIRGRND	0.00	52.76	898.31	0.00	4,655.77	-5,501.32	0.00	-5,501.32
027 - MIT HAZARD MITIGATION PLANS GRANT	0.00	0.00	0.00	0.00	0.00	0.00	0.00	0.00
028 - ECONOMIC DEVELOPMENT	0.00	178.50	0.00	0.00	0.00	178.50	0.00	178.50
029 - BENEVOLENCE FUND	0.00	25.90	0.00	0.00	0.00	25.90	0.00	25.90
030 - DIST CL'K STATE APPROP	0.00	174.29	0.00	0.00	0.00	174.29	0.00	174.29
031 - COUNTY CLERK RMP	0.00	7,879.33	116,454.22	0.00	0.00	-108,574.89	0.00	-108,574.89
032 - C D A FORFEITURE	0.00	33.63	0.00	0.00	0.00	33.63	0.00	33.63
033 - SHERIFF FORFEITURE	0.00	155.12	0.00	0.00	0.00	155.12	0.00	155.12
034 - DISTRICT CLERK RMP	0.00	986.45	0.00	0.00	0.00	986.45	0.00	986.45
035 - AMERICAN RESCUE PLAN ACT FUNDING	0.00	0.00	0.00	0.00	0.00	0.00	0.00	0.00
036 - LIBRARY FUND	0.00	921.14	2,593.85	0.00	0.00	-1,672.71	0.00	-1,672.71
037 - T C COLLECTION CENTER	0.00	0.00	0.00	0.00	0.00	0.00	0.00	0.00
038 - VIOLENCE AGAINSTWOMEN SPEC PR	0.00	0.00	0.00	0.00	0.00	0.00	0.00	0.00
039 - TXCDBG SMALL BUSINESS LOAN PRJ	0.00	0.00	0.00	0.00	0.00	0.00	0.00	0.00
040 - TXCDBG WATER IMPROVEMENTS GRAN	0.00	0.00	0.00	0.00	0.00	0.00	0.00	0.00
041 - PEACE OFFICER SERVICE FEES	0.00	1,554.34	0.00	0.00	0.00	1,554.34	0.00	1,554.34
042 - HAVA GRANT/CARES ACT	0.00	122.63	0.00	0.00	0.00	122.63	0.00	122.63
043 - JAIL INTEREST & SINKING	401,584.61	1,016.61	1,431.00	0.00	0.00	401,170.22	401,170.22	0.00
044 - COURTHOUSE SECURITY	0.00	325.87	7,458.19	0.00	-1,123.04	-6,009.28	0.00	-6,009.28
045 - COUNTY-RMP	0.00	477.20	0.00	0.00	0.00	477.20	0.00	477.20
046 - RESTITUTION (DISTRICT CLERK)	0.00	56.60	0.00	0.00	0.00	56.60	0.00	56.60
047 - COUNTY-WIDE RIGHT-OF-WAY FUNDB	0.00	4.63	0.00	0.00	0.00	4.63	0.00	4.63
048 - EMERGENCY DISASTER RELIEF	0.00	842.13	0.00	0.00	0.00	842.13	0.00	842.13
049 - C D A TRUST	0.00	70.81	0.00	0.00	0.00	70.81	0.00	70.81
050 - C D A FEES	0.00	0.04	0.00	0.00	0.00	0.04	0.00	0.04
051 - CDA STATE APPROPRIATIONS FUND	0.00	589.72	3,200.54	0.00	-5.69	-2,605.13	0.00	-2,605.13

Treasurers Report

Date Range: 09/01/2026 - 09/30/2026

Fund	Beginning Cash Balance	Revenues	Expenses	Net Change Assets	Net Change Liabilities	Calculated Ending Balance	Actual Ending Balance	Calculated - Actual Ending
052 - ALTERNATE DISPUTE RESOLUTION	0.00	207.03	0.00	0.00	0.00	207.03	0.00	207.03
053 - ADULT PROBATION	0.00	0.00	0.00	0.00	0.00	0.00	0.00	0.00
054 - JUVENILE PROBATION	0.00	3,098.66	25,547.47	0.00	782.38	-23,231.19	0.00	-23,231.19
055 - STATE-CRIM JUSTICE PLANNING	0.00	0.00	0.00	0.00	0.00	0.00	0.00	0.00
056 - STATE-JUDICIAL EDUCATION	0.00	0.00	0.00	0.00	0.00	0.00	0.00	0.00
057 - STATE-LEOCE	0.00	0.00	0.00	0.00	0.00	0.00	0.00	0.00
058 - STATE-JUVENILE DIVERSION	0.00	0.00	0.00	0.00	0.00	0.00	0.00	0.00
059 - STATE-CVC	0.00	0.00	0.00	0.00	0.00	0.00	0.00	0.00
060 - STATE-OCLF INSURANCE	0.00	0.00	0.00	0.00	0.00	0.00	0.00	0.00
061 - STATE-DPS ARREST FEE	0.00	0.00	0.00	0.00	0.00	0.00	0.00	0.00
062 - STATE-COMP REHABILITAT'N	0.00	0.00	0.00	0.00	0.00	0.00	0.00	0.00
063 - STATE-GENERAL REVENUE	0.00	0.00	0.00	0.00	0.00	0.00	0.00	0.00
064 - STATE-LAW ENFORCEMENT MGT	0.00	0.00	0.00	0.00	0.00	0.00	0.00	0.00
065 - STATE-BREATH ALCOHOL TEST	0.00	0.00	0.00	0.00	0.00	0.00	0.00	0.00
066 - STATE-LEOA	0.00	0.00	0.00	0.00	0.00	0.00	0.00	0.00
067 - STATE-TLFTA	0.00	0.00	0.00	0.00	0.00	0.00	0.00	0.00
068 - STATE-TIME PAYMENT	0.00	0.00	0.00	0.00	0.00	0.00	0.00	0.00
069 - STATE-FUGITIVE APPREHENSION	0.00	0.00	0.00	0.00	0.00	0.00	0.00	0.00
070 - STATE-CONSOLIDATED COURT COSTS	0.00	0.00	0.00	0.00	0.00	0.00	0.00	0.00
071 - STATE-JUVENILE CRIME & DELINQ	0.00	0.00	0.00	0.00	0.00	0.00	0.00	0.00
072 - TYLER COUNTY SEACH & RESCUE	0.00	0.00	0.00	0.00	0.00	0.00	0.00	0.00
073 - JUSTICE COURT TECHNOLOGY FUND	0.00	0.87	0.00	0.00	0.00	0.87	0.00	0.87
074 - HOMELAND SECURITY	0.00	178.50	0.00	0.00	0.00	178.50	0.00	178.50
075 - STATE - CORR MGT INST TX/CRIM JUST CTR	0.00	35.09	0.00	0.00	0.00	35.09	0.00	35.09
076 - EMERGENCY OPERATIONS CENTER	0.00	0.00	0.00	0.00	0.00	0.00	0.00	0.00
077 - STATE-CHILD SAFETY SEAT & SEAT BELT VIOLATIONS	0.00	603.70	13,512.00	0.00	492.95	-13,401.25	0.00	-13,401.25
078 - STATE-TRAFFIC FEE	0.00	0.00	0.00	0.00	0.00	0.00	0.00	0.00
079 - STATE-BAIL BOND FEE	0.00	0.00	0.00	0.00	0.00	0.00	0.00	0.00
080 - STATE-EMS TRAUMA FUND	0.00	0.00	0.00	0.00	0.00	0.00	0.00	0.00
081 - STATE-SEXUAL ASSAULT PROGRAM	0.00	0.00	0.00	0.00	0.00	0.00	0.00	0.00
082 - STATE-SUBSTANCE ABUSE FELONY	0.00	0.00	0.00	0.00	0.00	0.00	0.00	0.00
083 - STATE-DNA TESTING FEE	0.00	0.00	0.00	0.00	0.00	0.00	0.00	0.00
084 - STATE-CHILD ABUSE PREVENTION F	0.00	0.00	0.00	0.00	0.00	0.00	0.00	0.00
085 - STATE-JUDICIAL SUPPORT FEES	0.00	0.00	0.00	0.00	0.00	0.00	0.00	0.00
086 - STATE - JURY REIMBURSEMENT FEE	0.00	0.00	0.00	0.00	0.00	0.00	0.00	0.00
087 - CVA COORDINATING TEAM	0.00	0.00	0.00	0.00	0.00	0.00	0.00	0.00
088 - TJPC-TITLE IVE FUND	0.00	0.00	0.00	0.00	0.00	0.00	0.00	0.00
089 - TYLER COUNTY NUTRITION CENTER	0.00	131.97	0.00	0.00	0.00	131.97	0.00	131.97
090 - STATE-SPECIALTY COURT PROGRAM	0.00	7,821.83	17,245.13	0.00	360.20	-9,783.50	0.00	-9,783.50
091 - TXCDBG DISASTER RECOVERY PROJE	0.00	0.00	0.00	0.00	0.00	0.00	0.00	0.00
092 - '07 TXCDBG FLOOD DISASTER PROJ	0.00	0.00	0.00	0.00	0.00	0.00	0.00	0.00
093 - PAYROLL ACCOUNT	-53,567.79	0.00	0.00	-242,858.88	0.00	189,291.09	189,291.09	0.00
094 - STATE - INDIGENT DEFENSE FUND	0.00	0.00	0.00	0.00	0.00	0.00	0.00	0.00

Treasurers Report

Date Range: 09/01/2026 - 09/30/2026

Fund	Beginning Cash Balance	Revenues	Expenses	Net Change Assets	Net Change Liabilities	Calculated Ending Balance	Actual Ending Balance	Calculated - Actual Ending
095 - STATE- APPELLATE JUDICIAL FUND	0.00	0.00	0.00	0.00	0.00	0.00	0.00	0.00
096 - CHILD WELFARE BOARD FUND	0.00	44.31	0.00	0.00	0.00	44.31	0.00	44.31
097 - CHILD SAFETY FUND	0.00	1,791.00	704.80	0.00	-5.77	1,091.97	0.00	1,091.97
098 - TC DISASTER PROJECT ROUND II	0.00	0.00	0.00	0.00	0.00	0.00	0.00	0.00
099 - TDA WATER IMPROVMENTS CDV21-0384	0.00	0.00	0.00	0.00	0.00	0.00	0.00	0.00
100 - DETCOG SOCIAL SERVICES BLOCK G	0.00	0.00	0.00	0.00	0.00	0.00	0.00	0.00
101 - SUPPLEMENT COURT QUARDIANSHIP	0.00	334.43	0.00	0.00	0.00	334.43	0.00	334.43
102 - WATER IMPROVEMENT-TC WATER SUPPLY 7220470	0.00	0.00	0.00	0.00	0.00	0.00	0.00	0.00
103 - DISTRICT COURT CRIMINAL TECHNOLOGY FUND	0.00	134.12	0.00	0.00	0.00	134.12	0.00	134.12
104 - Harvey Round 1 (CDBG) 20-065-087-C248	0.00	0.00	0.00	0.00	0.00	0.00	0.00	0.00
105 - CDBG GLO-22-119-009-D419	0.00	0.00	0.00	0.00	0.00	0.00	0.00	0.00
106 - HURRICAN HARVEY ROUND 1 DRS-4332	0.00	0.00	0.00	0.00	0.00	0.00	0.00	0.00
107 - CDBG LOCAL BUYOUT/AQUISITION PROGRAM	0.00	0.00	0.00	0.00	0.00	0.00	0.00	0.00
108 - TX CDBG SENIOR CITIZEN PROJECT	0.00	0.00	0.00	0.00	0.00	0.00	0.00	0.00
109 - DETCOG COMMUNICATIONS GRANT	0.00	0.00	0.00	0.00	0.00	0.00	0.00	0.00
110 - STATE MOVING VIOLATION FEES	0.00	0.00	0.00	0.00	0.00	0.00	0.00	0.00
111 - COURTHOUSE RESTORATION	0.00	4,011.71	732.40	0.00	0.00	3,279.31	0.00	3,279.31
112 - LEGISLATIVE SERVICES	0.00	393.25	0.00	0.00	0.00	393.25	0.00	393.25
113 - CIVIL FEES (ADULT PROBATION)	0.00	4.42	0.00	0.00	0.00	4.42	0.00	4.42
114 - ELECTED OFFICIALS FUND	0.00	0.00	0.00	0.00	0.00	0.00	0.00	0.00
115 - GRANT GLO 24-065-046-E538 STATE MID	0.00	0.00	0.00	0.00	0.00	0.00	0.00	0.00
116 - GRANT GLO 24-065-047-E539 HUD MID	0.00	0.00	0.00	0.00	0.00	0.00	0.00	0.00
980 - GENERAL FIXED ASSETS	0.00	0.00	0.00	0.00	0.00	0.00	0.00	0.00
999 - POOLED CASH	6,688,995.98	0.00	0.00	-74,977.09	0.00	6,763,973.07	5,615,024.44	1,148,948.63
Report Total:	**7,042,602.65**	**416,247.86**	**1,507,043.42**	**-317,835.97**	**71,976.58**	**6,197,666.48**	**6,211,075.60**	**-13,409.12**

Section 2

Demand Accounts

(First State Bank, Livingston)

Tyler County, TX

Bank Statement Register

Payroll BNK

Period 9/1/2026 - 9/30/2026

Packet: BRPKT01671

Bank Statement		General Ledger	
Beginning Balance	3,635.77	Account Balance	189,291.09
Plus Debits	733,157.62	Less Outstanding Debits	0.00
Less Credits	543,198.03	Plus Outstanding Credits	4,304.27
Adjustments	0.00	Adjustments	0.00
Ending Balance	193,595.36	Adjusted Account Balance	193,595.36

Statement Ending Balance	193,595.36
Bank Difference	0.00
General Ledger Difference	0.00

CASH BALANCE CONSISTS OF THE FOLLOWING GENERAL LEDGER ACCOUNTS

093-10300 PAYROLL ACCOUNT

Cleared Deposits

Item Date	Reference	Item Type	Description	Amount
09/01/2026	DEP0027293	Deposit	CLPKT09138 BG:Currency	246,041.15
09/15/2026	DEP0027438	Deposit	CLPKT09186 BG:Currency	244,412.88
09/28/2026	DEP0027536	Deposit	CLPKT09218 BG:Currency	981.34
09/30/2026	DEP0027533	Deposit	CLPKT09217 BG:Currency	241,722.25
			Total Cleared Deposits (4)	733,157.62

Cleared Checks

Item Date	Reference	Item Type	Description	Amount
06/03/2026	91973	Check	91973	-24.00
08/20/2026	91909	Check	91909	-213.37
09/03/2026	91912	Check	91912	-1,059.92
09/03/2026	91913	Check	91913	-103.41
09/17/2026	91915	Check	91915	-1,059.94
09/17/2026	91917	Check	91917	-1,280.72
09/17/2026	91918	Check	91918	-231.44
09/17/2026	91919	Check	91919	0.00
			Total Cleared Checks (8)	-3,972.80

Cleared Other

Item Date	Reference	Item Type	Description	Amount
08/31/2026	DFT0003144	Bank Draft	UNITED STATES TREASURY-IRS	-53,567.79
09/03/2026	EFT0000223	EFT	Payroll EFT	-191,310.03

Cleared Other

Item Date	Reference	Item Type	Description	Amount
09/15/2026	DFT0003148	Bank Draft	UNITED STATES TREASURY-IRS	-53,910.34
09/15/2026	DFT0003150	Bank Draft	UNITED STATES TREASURY-IRS	-288.84
09/17/2026	EFT0000224	EFT	Payroll EFT	-187,717.07
09/29/2026	DFT0003154	Bank Draft	UNITED STATES TREASURY-IRS	-52,431.16
			Total Cleared Other (6)	-539,225.23

Outstanding Checks

Item Date	Reference	Item Type	Description	Amount
11/16/2023	90963	Check	90963	-36.00
12/20/2023	91004	Check	91004	-2,272.95
03/21/2024	2068	Check	2068	-213.37
11/13/2024	91309	Check	91309	-102.42
11/13/2025	91570	Check	91570	-201.00
11/20/2025	91631	Check	91631	-389.66
11/27/2025	91660	Check	91660	-24.00
06/03/2026	92013	Check	92013	-159.00
09/17/2026	91916	Check	91916	-213.37
09/19/2026	91920	Check	91920	-692.50
			Total Outstanding Checks (10)	-4,304.27

Tyler County, TX

Bank Statement Register

Transaction Summary

Transaction Type	Count	Outstanding	Cleared	Total
Bank Draft	4	0.00	-160,198.13	-160,198.13
Check	18	-4,304.27	-3,972.80	-8,277.07
Deposit	4	0.00	733,157.62	733,157.62
EFT	2	0.00	-379,027.10	-379,027.10
		-4,304.27	189,959.59	185,655.32

Tyler County, TX

Bank Statement Register

Jail Interest Sink Account

Period 9/1/2026 - 9/30/2026

Packet: BRPKT01672

Bank Statement		General Ledger	
Beginning Balance	406,722.61	Account Balance	400,153.61
Plus Debits	0.00	Less Outstanding Debits	0.00
Less Credits	5,138.00	Plus Outstanding Credits	1,431.00
Adjustments	1,016.61	Adjustments	1,016.61
Ending Balance	402,601.22	Adjusted Account Balance	402,601.22

Statement Ending Balance	402,601.22
Bank Difference	0.00
General Ledger Difference	0.00

CASH BALANCE CONSISTS OF THE FOLLOWING GENERAL LEDGER ACCOUNTS

043-10100	TREASURER'S CHECKING
043-10220	BANK ACCT #(; JAIL

Adjustments

Item Date	Reference	Item Type	Description	Offsetting Account Number	Amount
09/30/2026	INT0000672	Interest	INTEREST	043-35100	1,016.61
				Total Adjustments (1)	1,016.61

Cleared Checks

Item Date	Reference	Item Type	Description	Amount
08/27/2026	374	Check	SERVICE BY SCOTT	-5,138.00
			Total Cleared Checks (1)	-5,138.00

Outstanding Checks

Item Date	Reference	Item Type	Description	Amount
09/21/2026	375	Check	SERVICE BY SCOTT	-1,431.00
			Total Outstanding Checks (1)	-1,431.00

Tyler County, TX

Bank Statement Register

Transaction Summary

Transaction Type	Count	Outstanding	Cleared	Total
Check	2	-1,431.00	-5,138.00	-6,569.00
		-1,431.00	-5,138.00	-6,569.00

Tyler County, TX

Bank Statement Register

Pooled Cash-Treasurer Account

Period 9/1/2026 - 9/30/2026

Packet: BRPKT01670

Bank Statement		General Ledger	
Beginning Balance	7,546,093.87	Account Balance	5,615,024.44
Plus Debits	461,890.82	Less Outstanding Debits	2,858.62
Less Credits	1,983,061.57	Plus Outstanding Credits	412,757.30
Adjustments	0.00	Adjustments	0.00
Ending Balance	6,024,923.12	Adjusted Account Balance	6,024,923.12

Statement Ending Balance	6,024,923.12
Bank Difference	0.00
General Ledger Difference	0.00

CASH BALANCE CONSISTS OF THE FOLLOWING GENERAL LEDGER ACCOUNTS

Treasurer's Checking

Cleared Deposits

Item Date	Reference	Item Type	Description	Amount
08/31/2026	DEP0027284	Deposit	CLPKT09135 BG:Currency	2,858.62
08/31/2026	DEP0027287	Deposit	CLPKT09136 BG:Currency	11.81
08/31/2026	DEP0027299	Deposit	CLPKT09140 BG:Currency	125.00
09/01/2026	DEP0027305	Deposit	CLPKT09142 BG:Currency	617.00
09/01/2026	DEP0027308	Deposit	CLPKT09143 BG:Currency	360.00
09/01/2026	DEP0027311	Deposit	CLPKT09144 BG:Currency	1,050.00
09/01/2026	DEP0027314	Deposit	CLPKT09145 BG:Currency	225.00
09/01/2026	DEP0027317	Deposit	CLPKT09146 BG:Currency	47.00
09/01/2026	DEP0027335	Deposit	CLPKT09152 BG:Currency	21.00
09/01/2026	DEP0027338	Deposit	CLPKT09153 BG:Currency	25.00
09/02/2026	DEP0027341	Deposit	CLPKT09154 BG:Currency	25.00
09/03/2026	DEP0027320	Deposit	CLPKT09147 BG:Currency	5,644.97
09/03/2026	DEP0027323	Deposit	CLPKT09148 BG:Currency	301.35
09/03/2026	DEP0027326	Deposit	CLPKT09149 BG:Currency	672.70
09/03/2026	DEP0027329	Deposit	CLPKT09150 BG:Currency	10,659.30
09/03/2026	DEP0027332	Deposit	CLPKT09151 BG:Currency	54.36
09/03/2026	DEP0027344	Deposit	CLPKT09155 BG:Currency	78.00
09/04/2026	DEP0027347	Deposit	CLPKT09156 BG:Currency	79.00
09/08/2026	DEP0027362	Deposit	CLPKT09161 BG:Currency	25.00
09/09/2026	DEP0027350	Deposit	CLPKT09157 BG:Currency	87.00
09/09/2026	DEP0027353	Deposit	CLPKT09158 BG:Currency	3,563.62
09/09/2026	DEP0027356	Deposit	CLPKT09159 BG:Currency	137.50
09/09/2026	DEP0027359	Deposit	CLPKT09160 BG:Currency	168.33
09/09/2026	DEP0027365	Deposit	CLPKT09162 BG:Currency	85.00
09/09/2026	DEP0027368	Deposit	CLPKT09163 BG:Currency	1,202.74

Cleared Deposits

Item Date	Reference	Item Type	Description	Amount
09/09/2026	DEP0027371	Deposit	CLPKT09164 BG:Currency	50.00
09/09/2026	DEP0027374	Deposit	CLPKT09165 BG:Currency	21.00
09/10/2026	DEP0027377	Deposit	CLPKT09166 BG:Currency	83.00
09/11/2026	DEP0027380	Deposit	CLPKT09167 BG:Currency	50.00
09/11/2026	DEP0027383	Deposit	CLPKT09168 BG:Currency	1,363.06
09/11/2026	DEP0027426	Deposit	CLPKT09182 BG:Currency	116.00
09/14/2026	DEP0027386	Deposit	CLPKT09169 BG:Currency	10.00
09/14/2026	DEP0027389	Deposit	CLPKT09170 BG:Currency	844.00
09/14/2026	DEP0027392	Deposit	CLPKT09171 BG:Currency	646.00
09/14/2026	DEP0027395	Deposit	CLPKT09172 BG:Currency	828.00
09/14/2026	DEP0027398	Deposit	CLPKT09173 BG:Currency	4,014.00
09/14/2026	DEP0027401	Deposit	CLPKT09174 BG:Currency	2,083.00
09/14/2026	DEP0027404	Deposit	CLPKT09175 BG:Currency	2,420.00
09/14/2026	DEP0027407	Deposit	CLPKT09176 BG:Currency	275.00
09/14/2026	DEP0027410	Deposit	CLPKT09177 BG:Currency	400.00
09/14/2026	DEP0027413	Deposit	CLPKT09178 BG:Currency	190.50
09/14/2026	DEP0027416	Deposit	CLPKT09179 BG:Currency	131,737.64
09/14/2026	DEP0027420	Deposit	CLPKT09180 BG:Currency	1,500.00
09/14/2026	DEP0027423	Deposit	CLPKT09181 BG:Currency	93.00
09/14/2026	DEP0027441	Deposit	CLPKT09187 BG:Currency	75,491.91
09/15/2026	DEP0027429	Deposit	CLPKT09183 BG:Currency	69.00
09/15/2026	DEP0027435	Deposit	CLPKT09185 BG:Currency	112.50
09/15/2026	DEP0027444	Deposit	CLPKT09188 BG:Currency	25.00
09/16/2026	DEP0027447	Deposit	CLPKT09189 BG:Currency	50.00
09/16/2026	DEP0027457	Deposit	CLPKT09192 BG:Currency	139.00
09/17/2026	DEP0027432	Deposit	CLPKT09184 BG:Currency	5,595.75
09/17/2026	DEP0027451	Deposit	CLPKT09190 BG:Currency	200.00
09/17/2026	DEP0027454	Deposit	CLPKT09191 BG:Currency	48.00
09/18/2026	DEP0027473	Deposit	CLPKT09197 BG:Currency	2,019.64
09/18/2026	DEP0027494	Deposit	CLPKT09204 BG:Currency	69.60
09/18/2026	DEP0027500	Deposit	CLPKT09206 BG:Currency	115,014.89
09/18/2026	DEP0027515	Deposit	CLPKT09211 BG:Currency	89.00
09/21/2026	DEP0027476	Deposit	CLPKT09198 BG:Currency	25.00
09/23/2026	DEP0027479	Deposit	CLPKT09199 BG:Currency	25.00
09/24/2026	DEP0027482	Deposit	CLPKT09200 BG:Currency	25.00
09/25/2026	DEP0027461	Deposit	CLPKT09193 BG:Currency	1,658.12
09/25/2026	DEP0027464	Deposit	CLPKT09194 BG:Currency	5,094.97
09/28/2026	DEP0027485	Deposit	CLPKT09201 BG:Currency	392.17
09/28/2026	DEP0027491	Deposit	CLPKT09203 BG:Currency	15,689.75
09/28/2026	DEP0027503	Deposit	CLPKT09207 BG:Currency	34,162.08
09/28/2026	DEP0027506	Deposit	CLPKT09208 BG:Currency	137.53
09/28/2026	DEP0027509	Deposit	CLPKT09209 BG:Currency	633.00
09/28/2026	DEP0027512	Deposit	CLPKT09210 BG:Currency	54.96
09/29/2026	DEP0027470	Deposit	CLPKT09196 BG:Currency	125.00
09/29/2026	DEP0027497	Deposit	CLPKT09205 BG:Currency	230.40

Cleared Deposits

Item Date	Reference	Item Type	Description	Amount
09/30/2026	DEP0027488	Deposit	CLPKT09202 BG:Currency	5,000.00
			Total Cleared Deposits (71)	437,025.77

Cleared Checks

Item Date	Reference	Item Type	Description	Amount
07/15/2026	159811	Check	QUILL CORPORATION	-88.99
07/22/2026	159907	Check	PARDUE, COURTNEY	-397.50
08/04/2026	159987	Check	TYLER COUNTY TAX ASSESSOR / COLLECT	-100.00
08/12/2026	160071	Check	ABLES-LAND, INC.	-252.32
08/12/2026	160107	Check	JERRY'S SAW SHOP	-86.95
08/12/2026	160154	Check	TRACY, EDWARD J. JR.	-225.00
08/18/2026	160173	Check	TYLER COUNTY TAX ASSESSOR / COLLECT	-100.00
08/19/2026	160197	Check	HARDIN COUNTY JUVENILE PROBATION	-3,000.00
08/19/2026	160207	Check	SHEFFIELD, TONYA	-136.00
08/20/2026	160224	Check	JIMENEZ, TAMMY	-110.00
08/24/2026	160228	Check	MARSH WATERPROOFING, INC.	-43,700.00
08/24/2026	160229	Check	ENTERGY	-10,422.03
08/24/2026	160230	Check	EUNA SOLUTIONS,INC.	-4,815.00
08/25/2026	160232	Check	FLEET SAFETY/DANA SAFETY SUPPLY, INC	-9,866.39
08/26/2026	160233	Check	CARD SERVICE CENTER/MASTERCARD	-12,111.40
08/26/2026	160239	Check	A T & T - 019 DATA PROC.	-1,041.81
08/26/2026	160240	Check	ANGELINA COUNTY SHERIFF'S OFFICE	-136.14
08/26/2026	160241	Check	BROWN, JANET	-796.76
08/26/2026	160243	Check	CHARTER COMMUNICATIONS	-90.87
08/26/2026	160244	Check	DEAN'S MEAT SERVICE	-1,313.04
08/26/2026	160245	Check	DEPARTMENT OF INFORMATION RESOURC	-69.98
08/26/2026	160246	Check	DILBECK, JUSTIN	-99.99
08/26/2026	160247	Check	ELROD, BRAD ATTORNEY AT LAW	-80.00
08/26/2026	160248	Check	FEDEX	-128.42
08/26/2026	160250	Check	LOCAL SANITATION, LLC	-277.00
08/26/2026	160251	Check	LUMBERTON CULVERT AND TANK	-160.00
08/26/2026	160252	Check	MATT'S AUTOMOTIVE	-973.72
08/26/2026	160253	Check	MOBILEXUSA	-150.60
08/26/2026	160254	Check	RUSSELL, BRENDA	-305.00
08/26/2026	160256	Check	SINKS TO SEPTIC	-954.00
08/26/2026	160257	Check	TEXAS DOCUMENT SOLUTIONS INC./PHIL/	-207.76
08/26/2026	160258	Check	TEXAS DOCUMENT SOLUTIONS INC./PHIL/	-208.20
08/26/2026	160259	Check	TEXAS DOCUMENT SOLUTIONS INC./PHIL/	-261.33
08/26/2026	160260	Check	TYLER COUNTY CHILD WELFARE BOARD	-10,000.00
08/26/2026	160261	Check	WALLING SIGNS & GRAPHICS	-156.00
08/27/2026	160263	Check	FOSTER, DONNECE	-3,318.81
08/31/2026	160264	Check	TEXAS MATERIALS GROUP, INC.	-427,045.94
08/31/2026	160265	Check	HUGHES CENTER	-2,100.00

Cleared Checks

Item Date	Reference	Item Type	Description	Amount
08/31/2026	160266	Check	CHAMPAGNE, VANCE EDWARD	-63.62
08/31/2026	160267	Check	ALLEN, TERRY	-957.65
08/31/2026	160269	Check	CCTHITA TRIBAL CHILD SUPPORT UNIT	-327.16
08/31/2026	160270	Check	TYLER COUNTY PAYROLL	-53,567.79
08/31/2026	160273	Check	TYLER COUNTY PAYROLL	-192,473.36
09/03/2026	160275	Check	A T & T LONG DISTANCE	-0.94
09/03/2026	160276	Check	A T & T MOBILITY-CAROL STREAM	-152.92
09/03/2026	160277	Check	A T & T MOBILITY-CAROL STREAM	-36.98
09/03/2026	160278	Check	A T & T MOBILITY-CAROL STREAM	-98.70
09/03/2026	160279	Check	A T & T MOBILITY-CAROL STREAM	-158.09
09/03/2026	160280	Check	ADVANCED SYSTEMS & ALARMS SERVICES	-789.00
09/03/2026	160281	Check	ARD, MELINDA	-90.00
09/03/2026	160283	Check	BPSO	-28,139.32
09/03/2026	160284	Check	BUCK SPRING'S OPERATIONS,INC.	-150.00
09/03/2026	160285	Check	CHESTER GAS SYSTEM	-40.00
09/03/2026	160286	Check	CHESTER WATER SUPPLY CORP.	-58.29
09/03/2026	160287	Check	COUNTY INFORMATION RESOURCE AGENC	-1,256.84
09/03/2026	160288	Check	CREATIVE AWARDS AND TROPHIES, INC.	-184.00
09/03/2026	160289	Check	DEROUEN, TAMARA L.	-300.00
09/03/2026	160290	Check	DIRECTV	-154.99
09/03/2026	160291	Check	ECONO SIGNS, LLC	-182.52
09/03/2026	160292	Check	FEDEX	-173.62
09/03/2026	160293	Check	FMMS HOLDINGS OF TEXAS, LLC	-2,475.00
09/03/2026	160295	Check	GREENWALT COURT REPORTER	-800.00
09/03/2026	160296	Check	HON, WILLIAM LEE	-2,450.00
09/03/2026	160297	Check	HUTTO, RAYMOND	-478.98
09/03/2026	160298	Check	INDIGENT HEALTHCARE SOLUTIONS, LTD.	-1,059.00
09/03/2026	160299	Check	JASPER COUNTY	-5,593.92
09/03/2026	160300	Check	JR'S TRUCKING, HEAVY EQUIP, HYDRAULI	-2,504.45
09/03/2026	160301	Check	KYLES, YSIDRA M. ATTY.	-5,450.00
09/03/2026	160302	Check	LAKEWAY TIRE & SERVICE-JASPER (AR)	-55.35
09/03/2026	160303	Check	LAKEWAY TIRE & SERVICE-JASPER (AR)	-95.00
09/03/2026	160304	Check	LAKEWAY TIRE & SERVICE-JASPER (AR)	-575.10
09/03/2026	160305	Check	LAKEWAY TIRE & SERVICE-JASPER (AR)	-132.92
09/03/2026	160306	Check	LAKEWAY TIRE & SERVICE-JASPER (AR)	-5,911.48
09/03/2026	160307	Check	PHILLIPS, BOBBY L.	-475.00
09/03/2026	160308	Check	PITNEY BOWES GLOBAL FINANCIAL SERVI	-552.30
09/03/2026	160309	Check	PITNEY BOWES, INC.	-696.42
09/03/2026	160310	Check	QUILL CORPORATION	-37.78
09/03/2026	160311	Check	QUILL CORPORATION	-45.66
09/03/2026	160312	Check	QUILL CORPORATION	-75.96
09/03/2026	160313	Check	RAWLS 67 FARM	-48.00
09/03/2026	160314	Check	SAM HOUSTON ELECTRIC COOPERATIVE, I	-75.08
09/03/2026	160315	Check	SCOTT MERRIMAN, INC.	-556.62
09/03/2026	160316	Check	SENECA WATER SUPPLY CORP.	-56.28

Cleared Checks

Item Date	Reference	Item Type	Description	Amount
09/03/2026	160317	Check	SMART'S TRUCK & TRAILER EQUIPMENT, I	-2.46
09/03/2026	160318	Check	SYSCO FOOD SERVICES	-1,036.58
09/03/2026	160319	Check	SYSTEM ACCESS	-490.00
09/03/2026	160320	Check	TEXAS DOCUMENT SOLUTIONS INC./PHIL/	-1,776.51
09/03/2026	160321	Check	TEXAS DOCUMENT SOLUTIONS INC./PHIL/	-236.77
09/03/2026	160322	Check	TEXAS DOCUMENT SOLUTIONS INC./PHIL/	-99.00
09/03/2026	160323	Check	TEXAS DOCUMENT SOLUTIONS INC./PHIL/	-312.77
09/03/2026	160324	Check	TEXAS DOCUMENT SOLUTIONS INC./PHIL/	-301.35
09/03/2026	160325	Check	TEXAS DOCUMENT SOLUTIONS INC./PHIL/	-861.68
09/03/2026	160326	Check	TEXAS DOCUMENT SOLUTIONS INC./PHIL/	-126.79
09/03/2026	160327	Check	TEXAS DOCUMENT SOLUTIONS, INC./SUG	-53.71
09/03/2026	160328	Check	TEXAS DOCUMENT SOLUTIONS, INC./SUG	-132.48
09/03/2026	160329	Check	TEXAS MATERIALS GROUP, INC.	-1,740.00
09/03/2026	160330	Check	TYLER COUNTY BOOSTER	-332.80
09/03/2026	160331	Check	TYLER COUNTY WATER SUPPLY CORP.	-194.33
09/03/2026	160332	Check	ULINE	-348.00
09/03/2026	160333	Check	VECTOR SECURITY	-1,173.25
09/03/2026	160334	Check	VERBATIM REPORTING & TRANSCRIPTION	-325.00
09/03/2026	160336	Check	WALLING SIGNS & GRAPHICS	-368.00
09/08/2026	160337	Check	THE LABICHE ARCHITECTURAL GROUP, IN	-732.40
09/08/2026	160338	Check	POLICE & FIREMEN'S INSURANCE CO	-229.22
09/09/2026	160339	Check	AMERICAN WELDING & GAS	-264.80
09/09/2026	160340	Check	ANGELINA COUNTY SHERIFF'S OFFICE	-46,874.48
09/09/2026	160341	Check	BEAUMONT NEPHROLOGY ASSOCIATES	-81.24
09/09/2026	160342	Check	CHESTER VOLUNTEER FIRE DEPT.	-150.00
09/09/2026	160343	Check	CINTAS CORPORATION #0484	-120.14
09/09/2026	160344	Check	CITY OF WOODVILLE	-324.87
09/09/2026	160345	Check	CLINICAL SOLUTIONS	-878.02
09/09/2026	160346	Check	DAVID NORTON TIRE, INC.	-1,222.60
09/09/2026	160347	Check	DEEP EAST TEXAS COUNCIL OF GOVERNM	-1,852.00
09/09/2026	160348	Check	DIRECTV	-157.60
09/09/2026	160349	Check	EASON SERVICE CENTER	-445.80
09/09/2026	160350	Check	EASON SERVICE CENTER	-222.98
09/09/2026	160351	Check	EASON SERVICE CENTER	-798.00
09/09/2026	160352	Check	ECONO SIGNS, LLC	-80.92
09/09/2026	160354	Check	GARDNER OIL, INC.	-34,379.47
09/09/2026	160355	Check	GARDNER OIL/TIMBERMAN'S	-2,449.21
09/09/2026	160356	Check	HUGHES, DOUG	-1,419.60
09/09/2026	160357	Check	INTERSTATE BILLING SERVICE, INC.	-182.61
09/09/2026	160358	Check	JERRY'S SAW SHOP	-920.84
09/09/2026	160359	Check	JR'S TRUCKING, HEAVY EQUIP, HYDRAULI	-1,020.45
09/09/2026	160360	Check	KOLOGIK LLC	-1,200.00
09/09/2026	160361	Check	Leann Monk, Tyler County Treasurer	-1,400.00
09/09/2026	160362	Check	MOTT WHOLESALE, INC.	-531.36
09/09/2026	160363	Check	MUSTANG CAT	-149.86

Cleared Checks

Item Date	Reference	Item Type	Description	Amount
09/09/2026	160364	Check	O'REILLY AUTOMOTIVE, INC.	-246.75
09/09/2026	160365	Check	PARKER'S BUILDING SUPPLY - WOODVILLI	-50.91
09/09/2026	160366	Check	PARKER'S BUILDING SUPPLY - WOODVILLI	-4.49
09/09/2026	160367	Check	PARKER'S BUILDING SUPPLY - WOODVILLI	-249.99
09/09/2026	160368	Check	PARKER'S BUILDING SUPPLY - WOODVILLI	-47.97
09/09/2026	160369	Check	POWERPLAN/DOGGETT MACH. SERVICES	-4,871.40
09/09/2026	160370	Check	RURAL PIPE & SUPPLY	-91.55
09/09/2026	160371	Check	SHADY GROVE VOLUNTEER FIRE DEPT.	-150.00
09/09/2026	160372	Check	SHEFFIELD, TONYA	-80.86
09/09/2026	160373	Check	SOUTHERN HEALTH PARTNERS	-10,291.14
09/09/2026	160374	Check	SYNOVIA SOLUTIONS LLC	-320.00
09/09/2026	160375	Check	TCH FAMILY MEDICAL CLINIC	-83.00
09/09/2026	160376	Check	TEXAS DEPARTMENT OF STATE HEALTH SI	-104.31
09/09/2026	160377	Check	TEXAS MATERIALS GROUP, INC.	-1,472.76
09/09/2026	160378	Check	THOMSON REUTERS - WEST PAYMENT CEI	-1,449.85
09/09/2026	160379	Check	TOLAR'S FEED & OUTDOOR SUPPLY	-199.85
09/09/2026	160380	Check	U PUMP IT - GARDNER OIL	-1,433.00
09/09/2026	160381	Check	UNITED AG & TURF	-4,873.88
09/09/2026	160382	Check	VERIZON WIRELESS	-75.21
09/09/2026	160383	Check	VOTACALL, INC.	-1,811.46
09/09/2026	160384	Check	WALLING SIGNS & GRAPHICS	-1,178.00
09/09/2026	160385	Check	WOODVILLE VOLUNTEER FIRE DEPT.	-150.00
09/09/2026	160386	Check	A T & T PHONES - CAROL STREAM, IL.	-3,724.80
09/09/2026	160387	Check	A T & T PHONES - CAROL STREAM, IL.	-126.00
09/09/2026	160388	Check	BPSO	-22,104.14
09/09/2026	160389	Check	CITY OF WOODVILLE	-3,152.89
09/09/2026	160390	Check	CNA SURETY	-70.00
09/09/2026	160391	Check	DIRECT SOLUTIONS	-1,900.60
09/09/2026	160392	Check	EASTEX TELEPHONE COOP., INC.	-112.04
09/09/2026	160393	Check	ELECTION SYSTEMS & SOFTWARE, INC.	-21,375.00
09/09/2026	160394	Check	FEDEX	-260.58
09/09/2026	160395	Check	ICS JAIL SUPPLIES INC.	-447.19
09/09/2026	160396	Check	IGLESIAS LAW FIRM, PLLC	-9,994.92
09/09/2026	160397	Check	INTERSTATE BILLING SERVICE, INC.	-37.70
09/09/2026	160398	Check	KOFILE PRESERVATION	-116,454.22
09/09/2026	160399	Check	KOLOGIK LLC	-79.40
09/09/2026	160400	Check	LABATT FOOD SERVICE	-6,463.26
09/09/2026	160401	Check	MODERN MARKETING	-585.48
09/09/2026	160402	Check	O'REILLY AUTOMOTIVE, INC.	-633.74
09/09/2026	160403	Check	PARKER'S BUILDING SUPPLY - WOODVILLI	-249.99
09/09/2026	160404	Check	PARKER'S BUILDING SUPPLY - WOODVILLI	-7.96
09/09/2026	160405	Check	PARKER'S BUILDING SUPPLY - WOODVILLI	-4.49
09/09/2026	160406	Check	PARKER'S BUILDING SUPPLY - WOODVILLI	-48.62
09/09/2026	160407	Check	PHILLIPS, BOBBY L.	-475.00
09/09/2026	160408	Check	PITNEY BOWES GLOBAL FINANCIAL SERVI	-290.88

Cleared Checks

Item Date	Reference	Item Type	Description	Amount
09/09/2026	160409	Check	PITNEY BOWES GLOBAL FINANCIAL SERVI	-527.52
09/09/2026	160410	Check	PITNEY BOWES GLOBAL FINANCIAL SERVI	-630.54
09/09/2026	160411	Check	SAM HOUSTON ELECTRIC COOPERATIVE, I	-1,434.91
09/09/2026	160412	Check	SPARKLIGHT	-800.00
09/09/2026	160413	Check	SPARKLIGHT	-185.98
09/09/2026	160414	Check	SULLIVAN'S HARDWARE	-247.00
09/09/2026	160415	Check	THOMSON REUTERS - WEST PAYMENT CEI	-1,044.00
09/09/2026	160416	Check	TOLAR'S FEED & OUTDOOR SUPPLY	-108.92
09/09/2026	160417	Check	U PUMP IT - GARDNER OIL	-12,246.46
09/09/2026	160418	Check	ULINE	-1,141.84
09/09/2026	160419	Check	VERIZON WIRELESS	-790.99
09/10/2026	160420	Check	LOCAL GOVERNMENT SOLUTIONS, LP	-2,666.00
09/14/2026	160421	Check	TAC HEALTH BENEFITS POOL (TAC-HEBP)	-149,180.87
09/14/2026	160434	Check	BETTY'S BLOOMERS NURSERY	-200.00
09/14/2026	160435	Check	HUGHES,MIKE	-204.00
09/14/2026	160436	Check	ENTERGY	-10,644.56
09/15/2026	160437	Check	ENTERGY	-10,644.56
09/15/2026	160438	Check	BRITTANY COOK	-345.20
09/15/2026	160439	Check	TAEJIA FOSTER	-558.00
09/15/2026	160440	Check	TRAEVION FOSTER	-345.20
09/15/2026	160441	Check	BRITTANY COOK	-102.00
09/15/2026	160442	Check	Leann Monk, Tyler County Treasurer	-1,080.00
09/15/2026	160443	Check	ROSS, ANTHONY	-47.29
09/15/2026	160445	Check	TYLER COUNTY PAYROLL	-190,502.54
09/15/2026	160446	Check	TYLER COUNTY PAYROLL	-53,910.34
09/16/2026	160450	Check	ABLES-LAND, INC.	-116.64
09/16/2026	160451	Check	ADVANCED SYSTEMS & ALARMS SERVICES	-39.33
09/16/2026	160452	Check	ARD, MELINDA	-90.00
09/16/2026	160453	Check	AVAYA FINANCIAL SERVICES	-158.91
09/16/2026	160454	Check	BEAUMONT TRACTOR COMPANY, INC.	-3,250.00
09/16/2026	160455	Check	BUCK SPRING'S OPERATIONS,INC.	-120.00
09/16/2026	160456	Check	CALHOON, MELANIE	-475.74
09/16/2026	160457	Check	CHEM-RAY SERVICES, LLC	-413.05
09/16/2026	160458	Check	CITY OF WOODVILLE	-64.57
09/16/2026	160459	Check	COLUMN, PBC	-242.10
09/16/2026	160460	Check	CONSOLIDATED COMMUNICATIONS	-22.55
09/16/2026	160461	Check	DAVID NORTON TIRE, INC.	-307.95
09/16/2026	160462	Check	DEAN'S MEAT SERVICE	-1,845.95
09/16/2026	160463	Check	DIRECT SOLUTIONS	-5,072.80
09/16/2026	160464	Check	ECONO SIGNS, LLC	-212.86
09/16/2026	160465	Check	ENTERGY	-1,400.95
09/16/2026	160466	Check	EVERYTHING U	-102.60
09/16/2026	160468	Check	FEDEX	-63.99
09/16/2026	160469	Check	FOSTER, DONNECE	-235.73
09/16/2026	160472	Check	JARRED LEE SALINAS	-475.00

Cleared Checks

Item Date	Reference	Item Type	Description	Amount
09/16/2026	160473	Check	JR'S TRUCKING, HEAVY EQUIP, HYDRAULI	-500.00
09/16/2026	160475	Check	KYLES, YSIDRA M. ATTY.	-3,950.00
09/16/2026	160477	Check	MOORE, JIM JP PCT. 4	-109.78
09/16/2026	160478	Check	MY FLEET CENTER	-905.61
09/16/2026	160479	Check	PARKER'S BUILDING SUPPLY - WOODVILLI	-1,895.69
09/16/2026	160480	Check	PITNEY BOWES - PURCHASE POWER	-1,903.43
09/16/2026	160481	Check	SCOTT MERRIMAN, INC.	-598.95
09/16/2026	160483	Check	SMART'S TRUCK & TRAILER EQUIPMENT, I	-118.25
09/16/2026	160484	Check	SOUTHERN HEALTH PARTNERS	-49.91
09/16/2026	160485	Check	SPARKLIGHT	-225.93
09/16/2026	160486	Check	SYSTEM ACCESS	-560.00
09/16/2026	160487	Check	TEXAS DOCUMENT SOLUTIONS INC./PHIL/	-117.79
09/16/2026	160488	Check	TEXAS DOCUMENT SOLUTIONS INC./PHIL/	-543.06
09/16/2026	160489	Check	TEXAS DOCUMENT SOLUTIONS INC./PHIL/	-120.87
09/16/2026	160490	Check	TEXAS DOCUMENT SOLUTIONS INC./PHIL/	-107.71
09/16/2026	160491	Check	TEXAS MATERIALS GROUP, INC.	-1,170.38
09/16/2026	160492	Check	TMS INTERNATIONAL, LLC.	-1,611.22
09/16/2026	160493	Check	TOLAR'S FEED & OUTDOOR SUPPLY	-1,024.95
09/16/2026	160494	Check	UNITED AG & TURF	-202.16
09/16/2026	160495	Check	VERIZON WIRELESS	-1,144.14
09/16/2026	160496	Check	WALLING SIGNS & GRAPHICS	-190.00
09/21/2026	160498	Check	TYLER COUNTY PAYROLL	-692.50
09/21/2026	160499	Check	TYLER COUNTY PAYROLL	-288.84
09/21/2026	160500	Check	CARD SERVICE CENTER/MASTERCARD	-23,304.48
09/22/2026	160508	Check	LOCAL GOVERNMENT SOLUTIONS, LP	-2,064.00
09/29/2026	160545	Check	TYLER COUNTY PAYROLL	-189,291.09
09/29/2026	160546	Check	TYLER COUNTY PAYROLL	-52,431.16
			Total Cleared Checks (245)	-1,910,099.61

Cleared Other

Item Date	Reference	Item Type	Description	Amount
07/15/2026	159811	Check Reversal	QUILL CORPORATION Reversal	88.99
08/06/2026	DFT0003134	Bank Draft	VOYA INSTITUTIONAL TRUST COMPANY	-212.50
08/20/2026	DFT0003138	Bank Draft	VOYA INSTITUTIONAL TRUST COMPANY	-212.50
08/31/2026	DFT0003133	Bank Draft	TEXAS COUNTY & DISTRICT RETIREMENT	-36,043.73
08/31/2026	DFT0003137	Bank Draft	TEXAS COUNTY & DISTRICT RETIREMENT	-36,004.11
09/03/2026	160313	Check Reversal	RAWLS 67 FARM Reversal	48.00
09/03/2026	DFT0003143	Bank Draft	OFFICE OF THE A.G. CHILD SUPPORT DIV.	-163.04
09/14/2026	160436	Check Reversal	ENTERGY Reversal	10,644.56
09/17/2026	DFT0003147	Bank Draft	OFFICE OF THE A.G. CHILD SUPPORT DIV.	-163.04
09/30/2026	DFT0003155	Bank Draft	OFFICE OF THE A.G. CHILD SUPPORT 09.3	-163.04

Cleared Other

Item Date	Reference	Item Type	Description	Amount
09/30/2026	INT0000671	Interest	Interest Allocation	14,083.50
			Total Cleared Other (11)	-48,096.91

Outstanding Deposits

Item Date	Reference	Item Type	Description	Amount
09/30/2026	DEP0027467	Deposit	CLPKT09195 BG:Currency	2,858.62
			Total Outstanding Deposits (1)	2,858.62

Outstanding Checks

Item Date	Reference	Item Type	Description	Amount
05/29/2025	155599	Check	TEXAS DEPT. PARKS AND WILDLIFE - JUST	-85.00
12/11/2025	157655	Check	BARRINGTON, DALLAS	-1,125.00
02/25/2026	158398	Check	TEXAS DEPT. PARKS & WILDLIFE-MOSLEY	-59.50
03/11/2026	158538	Check	SELF, SAMARA LYNN	-20.00
03/25/2026	158676	Check	HOLMAN, TANIRA DECHELLE	-20.00
07/13/2026	159731	Check	COLTON MCKEE	-60.00
07/14/2026	159742	Check	JAMIE DYKES	-12.30
08/05/2026	159991	Check	AMG PRINTING & MAILING	-2,250.00
08/19/2026	160202	Check	MONK, LEANN	-646.10
08/31/2026	160268	Check	ALLEN, TERRY	-655.04
08/31/2026	160274	Check	TYLER COUNTY TAX ASSESSOR / COLLECT	-100.00
09/03/2026	160282	Check	BABIN, LUCAS	-90.80
09/03/2026	160294	Check	FRANKENS AGGREGATE LLC	-666.12
09/09/2026	160353	Check	FRANKENS AGGREGATE LLC	-8,384.16
09/15/2026	160444	Check	CCTHITA TRIBAL CHILD SUPPORT UNIT	-327.16
09/15/2026	160449	Check	TYLER COUNTY TAX ASSESSOR / COLLECT	-100.00
09/16/2026	160467	Check	FAIRCLOTH, ANGIE	-85.12
09/16/2026	160470	Check	FRANKENS AGGREGATE LLC	-1,280.76
09/16/2026	160471	Check	HON, WILLIAM LEE	-2,725.00
09/16/2026	160474	Check	KILGORE COLLEGE	-300.00
09/16/2026	160476	Check	MONK, LEANN	-475.74
09/16/2026	160482	Check	SECOND ADMINISTRATIVE JUDICIAL REGI	-3,122.40
09/21/2026	160507	Check	QUILL CORPORATION	-88.99
09/23/2026	160509	Check	A T & T - 019 DATA PROC.	-1,041.81
09/23/2026	160510	Check	ADVANCED SYSTEMS & ALARMS SERVICES	-470.00
09/23/2026	160511	Check	ANGELINA COUNTY SHERIFF'S OFFICE	-48,728.86
09/23/2026	160512	Check	BPSO	-500.99
09/23/2026	160513	Check	CALHOON, DONALD E. IV	-272.00
09/23/2026	160514	Check	CHARTER COMMUNICATIONS	-126.00
09/23/2026	160515	Check	DEEP EAST TEXAS COUNCIL OF GOVERNM	-2,348.17
09/23/2026	160516	Check	DEPARTMENT OF INFORMATION RESOURC	-64.73
09/23/2026	160517	Check	DILBECK, JUSTIN	-115.67

Outstanding Checks

Item Date	Reference	Item Type	Description	Amount
09/23/2026	160518	Check	DIRECT SOLUTIONS	-530.00
09/23/2026	160519	Check	EASON SERVICE CENTER	-15.00
09/23/2026	160520	Check	EASON SERVICE CENTER	-497.98
09/23/2026	160521	Check	ENTERGY	-297.15
09/23/2026	160522	Check	FOSTER, SHANNON DALE	-630.50
09/23/2026	160523	Check	JONES, KAYCEE HONORABLE	-64.06
09/23/2026	160524	Check	KEATING, DUANE F. ATTORNEY	-3,420.00
09/23/2026	160525	Check	NACO	-450.00
09/23/2026	160526	Check	QUILL CORPORATION	-76.98
09/23/2026	160527	Check	QUILL CORPORATION	-8.59
09/23/2026	160528	Check	QUILL CORPORATION	-406.37
09/23/2026	160529	Check	SINKS TO SEPTIC	-287.25
09/23/2026	160530	Check	SOUTHERN HEALTH PARTNERS	-363.00
09/23/2026	160531	Check	TEXAS ASSOCIATION OF COUNTIES/MEME	-955.00
09/23/2026	160532	Check	TEXAS DOCUMENT SOLUTIONS INC./PHIL/	-247.19
09/23/2026	160533	Check	TEXAS DOCUMENT SOLUTIONS INC./PHIL/	-249.41
09/23/2026	160534	Check	TEXAS DOCUMENT SOLUTIONS INC./PHIL/	-188.48
09/23/2026	160535	Check	TEXAS DOCUMENT SOLUTIONS, INC./SUG	-45.71
09/23/2026	160536	Check	TEXAS DOCUMENT SOLUTIONS, INC./SUG	-144.83
09/23/2026	160537	Check	TRACY, EDWARD J. JR.	-1,635.00
09/23/2026	160538	Check	TYLER COUNTY APPRAISAL DISTRICT	-160,436.75
09/23/2026	160539	Check	TYLER COUNTY BOOSTER	-1,795.50
09/23/2026	160540	Check	TYLER COUNTY WATER SUPPLY CORP.	-217.40
09/23/2026	160541	Check	WALLING SIGNS & GRAPHICS	-152.00
09/23/2026	160542	Check	ENTERGY	-1,436.13
09/23/2026	160543	Check	FOSTER, SHANNON DALE	-454.83
09/29/2026	160544	Check	CCTHITA TRIBAL CHILD SUPPORT UNIT	-327.16
09/29/2026	160549	Check	TYLER COUNTY TAX ASSESSOR / COLLECT	-100.00
09/29/2026	160550	Check	AFLAC INSURANCE	-13,764.62
09/30/2026	160559	Check	TEXAS DOCUMENT SOLUTIONS INC./PHIL/	-433.17
09/30/2026	160560	Check	TEXAS DOCUMENT SOLUTIONS INC./PHIL/	-928.98
09/30/2026	160561	Check	TEXAS DOCUMENT SOLUTIONS INC./PHIL/	-1,732.28
09/30/2026	160562	Check	TEXAS DOCUMENT SOLUTIONS INC./PHIL/	-131.67
09/30/2026	160563	Check	TEXAS DOCUMENT SOLUTIONS INC./PHIL/	-103.95
09/30/2026	160564	Check	MASA Medical Transport Solutions	-926.00
09/30/2026	160565	Check	A T & T LONG DISTANCE	-0.73
09/30/2026	160566	Check	A T & T MOBILITY-CAROL STREAM	-158.09
09/30/2026	160567	Check	A T & T MOBILITY-CAROL STREAM	-36.98
09/30/2026	160568	Check	A T & T MOBILITY-CAROL STREAM	-98.70
09/30/2026	160569	Check	A T & T MOBILITY-CAROL STREAM	-152.92
09/30/2026	160570	Check	ARD, MELINDA	-90.00
09/30/2026	160571	Check	BILL CLARK PEST CONTROL, INC.	-397.00
09/30/2026	160572	Check	BLACKSHER, JOSEPH PRESTON	-79.04
09/30/2026	160573	Check	BROWN, PATRICIA	-7.00
09/30/2026	160574	Check	CALHOONS IT SERVICES	-770.00

Outstanding Checks

Item Date	Reference	Item Type	Description	Amount
09/30/2026	160575	Check	CERTIFIED LABORATORIES	-429.00
09/30/2026	160576	Check	CHESTER GAS SYSTEM	-40.00
09/30/2026	160577	Check	CNA SURETY	-373.00
09/30/2026	160578	Check	COXE, RAY PHD.	-350.00
09/30/2026	160579	Check	CYPHER COMPUTERS	-450.00
09/30/2026	160580	Check	DAVID NORTON TIRE, INC.	-481.90
09/30/2026	160581	Check	DILBECK, JUSTIN	-336.38
09/30/2026	160582	Check	DIRECTV	-154.99
09/30/2026	160583	Check	EAST TEXAS MACHINE	-1,460.00
09/30/2026	160584	Check	EASTEX TELEPHONE COOP., INC.	-112.34
09/30/2026	160585	Check	ECONO SIGNS, LLC	-121.22
09/30/2026	160586	Check	ELECTION SYSTEMS & SOFTWARE, INC.	-22,972.90
09/30/2026	160587	Check	FEDEX	-68.06
09/30/2026	160588	Check	FRANKENS AGGREGATE LLC	-3,612.12
09/30/2026	160589	Check	GABRIEL ROEDER SMITH & COMPANY	-3,604.50
09/30/2026	160590	Check	HON, WILLIAM LEE	-2,725.00
09/30/2026	160591	Check	HUGHES, DOUG	-79.04
09/30/2026	160592	Check	INDIGENT HEALTHCARE SOLUTIONS, LTD.	-1,059.00
09/30/2026	160593	Check	KEEL ENTERPRISES LLC	-2,685.00
09/30/2026	160594	Check	KYLES, YSIDRA M. ATTY.	-1,225.00
09/30/2026	160595	Check	LAKEWAY TIRE & SERVICE-JASPER (AR)	-1,708.84
09/30/2026	160596	Check	LAMBRE, AMY	-246.24
09/30/2026	160597	Check	LOCAL SANITATION, LLC	-277.00
09/30/2026	160598	Check	LONG LEAF SOIL & WATER CONSERVATIOI	-81.42
09/30/2026	160599	Check	MCGINTY, MICHELLE	-47.92
09/30/2026	160600	Check	MCPHERSON, MICHELLE	-1,380.00
09/30/2026	160601	Check	MOTOROLA SOLUTIONS, INC.	-12,575.92
09/30/2026	160602	Check	NATIONAL SHERIFFS' ASSOCIATION	-250.00
09/30/2026	160603	Check	PITNEY BOWES - PURCHASE POWER	-219.99
09/30/2026	160604	Check	PITNEY BOWES - REFILL BY PHONE	-1,500.00
09/30/2026	160605	Check	PITNEY BOWES GLOBAL FINANCIAL SERVI	-535.29
09/30/2026	160606	Check	QUILL CORPORATION	-23.98
09/30/2026	160607	Check	RUSSELL, BRENDA	-50.00
09/30/2026	160608	Check	SAM HOUSTON ELECTRIC COOPERATIVE, I	-87.20
09/30/2026	160609	Check	SHIRLEY, J.P.	-2,303.77
09/30/2026	160610	Check	TEXAS DOCUMENT SOLUTIONS, INC./SUG	-440.12
09/30/2026	160611	Check	TEXAS MATERIALS GROUP, INC.	-3,523.90
09/30/2026	160612	Check	T-MOBILE USA, INC	-50.00
09/30/2026	160613	Check	TMS INTERNATIONAL, LLC.	-1,565.60
09/30/2026	160614	Check	ULINE	-337.84
09/30/2026	160615	Check	WALLING SIGNS & GRAPHICS	-187.00
09/30/2026	160616	Check	CRIME VICTIMS COMPENSATION FUND/CV	-60.00
09/30/2026	160617	Check	TYLER COUNTY CHILD WELFARE BOARD	-210.00

Outstanding Checks

Item Date	Reference	Item Type	Description	Amount
09/30/2026	160618	Check	VETERANS SERVICES	-260.00
			Total Outstanding Checks (121)	-341,852.30

Outstanding Other

Item Date	Reference	Item Type	Description	Amount
09/03/2026	DFT0003142	Bank Draft	VOYA INSTITUTIONAL TRUST COMPANY	-212.50
09/17/2026	DFT0003146	Bank Draft	VOYA INSTITUTIONAL TRUST COMPANY	-212.50
09/30/2026	DFT0003141	Bank Draft	TEXAS COUNTY & DISTRICT RETIREMENT	-35,696.17
09/30/2026	DFT0003145	Bank Draft	TEXAS COUNTY & DISTRICT RETIREMENT	-34,647.72
09/30/2026	DFT0003149	Bank Draft	TEXAS COUNTY & DISTRICT RETIREMENT	-136.11
			Total Outstanding Other (5)	-70,905.00

Voided Checks

Item Date	Reference	Item Type	Description	Amount
09/03/2026	160335	Check	Void Check	0.00
09/14/2026	160422	Check	Void Check	0.00
09/14/2026	160423	Check	Void Check	0.00
09/14/2026	160424	Check	Void Check	0.00
09/14/2026	160425	Check	Void Check	0.00
09/14/2026	160426	Check	Void Check	0.00
09/14/2026	160427	Check	Void Check	0.00
09/14/2026	160428	Check	Void Check	0.00
09/14/2026	160429	Check	Void Check	0.00
09/14/2026	160430	Check	Void Check	0.00
09/14/2026	160431	Check	Void Check	0.00
09/14/2026	160432	Check	Void Check	0.00
09/14/2026	160433	Check	Void Check	0.00
09/15/2026	160447	Check	Void Check	0.00
09/15/2026	160448	Check	Void Check	0.00
09/21/2026	160497	Check	Void Check	0.00
09/21/2026	160501	Check	Void Check	0.00
09/21/2026	160502	Check	Void Check	0.00
09/21/2026	160503	Check	Void Check	0.00
09/21/2026	160504	Check	Void Check	0.00
09/21/2026	160505	Check	Void Check	0.00
09/21/2026	160506	Check	Void Check	0.00
09/29/2026	160547	Check	Void Check	0.00
09/29/2026	160548	Check	Void Check	0.00
09/29/2026	160551	Check	Void Check	0.00
09/29/2026	160552	Check	Void Check	0.00
09/29/2026	160553	Check	Void Check	0.00
09/29/2026	160554	Check	Void Check	0.00

Voided Checks

Item Date	Reference	Item Type	Description	Amount
09/29/2026	160555	Check	Void Check	0.00
09/29/2026	160556	Check	Void Check	0.00
09/29/2026	160557	Check	Void Check	0.00
09/29/2026	160558	Check	Void Check	0.00
			Total Voided Checks (32)	0.00

Tyler County, TX

Bank Statement Register

Transaction Summary

Transaction Type	Count	Outstanding	Cleared	Total
Bank Draft	12	-70,905.00	-72,961.96	-143,866.96
Check	398	-341,852.30	-1,910,099.61	-2,251,951.91
Deposit	72	2,858.62	437,025.77	439,884.39
Check Reversal	3	0.00	10,781.55	10,781.55
Interest	1	0.00	14,083.50	14,083.50
		-409,898.68	-1,521,170.75	-1,931,069.43

Section 3

Investment Report



MEEDER

PUBLIC FUNDS

Portfolio Summary

Tyler County (571270)

Month End (M9 Y2026)

09/01/2026 - 09/30/2026

Dated: 10/07/2026

Unlocked: the data is subject to change

MEEDER
PUBLIC FUNDS

Table of Contents

Dated: 10/07/2026

Portfolio Summary Dashboard (Tyler County (571270)) 1

MEEDER
PUBLIC FUNDS

Portfolio Summary Dashboard (366671)

09/01/2026 - 09/30/2026

Return to Table of Contents

Tyler County (571270)

Dated: 10/07/2026

Portfolio Summary

	Emergency Disaster Fund, Road & Bridge 4	General Fund, Grand Total	Road & Bridge 1	Road & Bridge 2	Road & Bridge 3
Par Value	3,651,559.98 792,500.67	9,466,597.00 16,940,164.35	611,264.10	1,448,395.37	969,847.23
Principal Cost	3,625,337.59 792,500.67	9,409,637.01 16,856,981.97	611,264.10	1,448,395.37	969,847.23
Book Value	3,642,817.36 792,500.67	9,435,689.76 16,900,514.49	611,264.10	1,448,395.37	969,847.23
Market Value	3,632,192.36 792,500.67	9,415,824.98 16,870,024.70	611,264.10	1,448,395.37	969,847.23
Unrealized Gain/Loss	-10,625.00 0.00	-19,864.79 -30,489.79	0.00	0.00	0.00

Footnotes: 1,2,3

Portfolio Characteristics

	Emergency Disaster Fund, Road & Bridge 4	General Fund, Grand Total	Road & Bridge 1	Road & Bridge 2	Road & Bridge 3
Weighted Average Maturity	0.500 0.000	0.359 0.308	0.000	0.000	0.000
Portfolio Effective Duration	0.521 ---	0.617 0.580	---	---	---
Weighted Average Life	0.500 0.000	0.359 0.308	0.000	0.000	0.000
Average Credit Rating	AA NA	AA AA	NA	NA	NA
Yield at Cost	3.90 4.04	3.97 3.97	4.04	4.04	4.04

Footnotes: 1,2,3

Maturity Distribution (Excl. Cash & Equiv.)

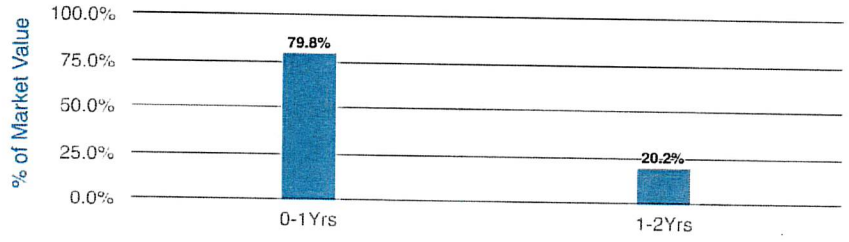

Maturity Distribution (All)

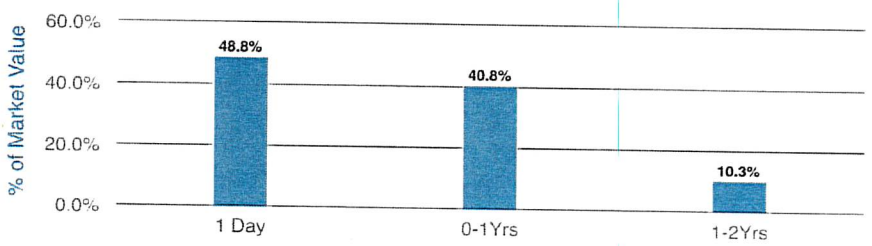

MEEDER
PUBLIC FUNDS

Portfolio Summary Dashboard (366671)

09/01/2026 - 09/30/2026

Return to Table of Contents

Tyler County (571270)

Dated: 10/07/2026

Asset Allocation

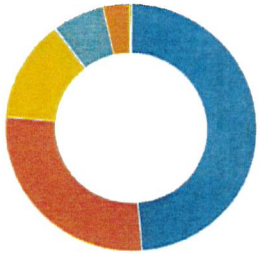

- LGIP (48.564%)
- U.S. Treasuries (27.759%)
- Commercial Paper (13.230%)
- Municipal Bonds (6.743%)
- U.S. Agencies (3.421%)
- Money Market Funds (0.279%)
- Receivable (0.003%)

Chart calculated by: % of Market Value

Credit Quality

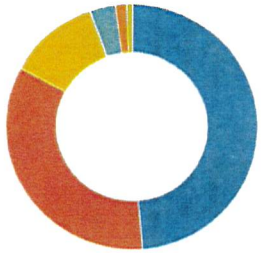

- NA (48.566%)
- AA+ (34.141%)
- A-1 (11.773%)
- AAA (3.332%)
- A-1+ (1.457%)
- AA (0.731%)

Chart calculated by: % of Market Value

Issuer Concentration

Issuer	*Ending Current Units*	*Ending Book Value*	*% of Ending Book Value*
Texas Connect	8,193,063.02	8,193,063.02	48.477%
USA	4,715,000.00	4,708,316.76	27.858%
State of Texas	515,000.00	515,000.00	3.047%
City of Garland, Texas	500,000.00	500,341.36	2.960%
Lloyds Bank plc	500,000.00	499,295.83	2.954%
Mizuho Bank, Ltd., New York Branch	500,000.00	496,363.89	2.937%
Credit Agricole Corporate And Investment Bank, New York Branch	500,000.00	495,796.67	2.934%
Natixis, New York Branch	500,000.00	494,610.00	2.927%
Federal Home Loan Banks	315,000.00	309,237.97	1.830%
Federal Farm Credit Banks Funding Corporation	280,000.00	271,850.73	1.608%
Toyota Motor Credit Corporation	250,000.00	245,851.67	1.455%
City of Houston, Texas	125,000.00	123,685.26	0.732%
Meeder Funds - Government Money Market Fund	47,101.33	47,101.33	0.279%
UNITED STATES OF AMERICA	505.69	505.69	0.003%
Total	**16,940,670.04**	**16,901,020.18**	**100.000%**

Footnotes: 2,4,5

MEEDER
PUBLIC FUNDS

Portfolio Summary Dashboard (366671)

09/01/2026 - 09/30/2026

Return to Table of Contents

Tyler County (571270)

Dated: 10/07/2026

1: * Filtered By: Description not in "Receivable", "Payable" and Settled Status ≠ No. 2: * Weighted by: Market Value. 3: * Pivoted by: Account Fund. 4: * Grouped by: Issuer. 5: * Groups Sorted by: % of Ending Book Value.

STATEMENT DISCLOSURE SUMMARY

Meeder Public Funds Statements

DISCLOSURE

Meeder provides monthly statements for its investment management clients to provide information about the investment portfolio. The information should not be used for audit or confirmation purposes. Please review your custodial statements and report any inaccuracies or discrepancies.

Certain information and data has been supplied by unaffiliated third parties. Although Meeder believes the information is reliable, it cannot warrant the accuracy of information offered by third parties. Market value may reflect prices received from pricing vendors when current market quotations are not available. Prices may not reflect firm bids or offers and may differ from the value at which the security can be sold.

Statements may include positions from unmanaged accounts provided for reporting purposes. Unmanaged accounts are managed directly by the client and are not included in the accounts managed by the investment adviser. This information is provided as a client convenience and the investment adviser assumes no responsibility for performance of these accounts or the accuracy of the data reported.

Investing involves risk. Past performance is no guarantee of future results. Debt and fixed income securities are subject to credit and interest rate risk. The investment return and principal value of an investment will fluctuate so that an investors shares, when redeemed, may be worth more or less than their original cost. Current performance may be lower or higher than the performance data quoted.

Meeder Public Funds, Inc. is a registered investment adviser and affiliate of Meeder Investment Management, Inc. Investment advisory services are provided through Meeder Public Funds, Inc. Please contact us if you would like to receive a copy of our current ADV disclosure brochure or privacy policy.

TEXAS CONNECT
Public investing. With you. For you.

6125 Memorial Drive
Dublin, OH 43017

Account Statement
September 01, 2026 - September 30, 2026

ACCOUNT NUMBER
2000069

REGISTRATION
TYLER COUNTY
ATTN TREASURER
100 WEST BLUFF ST
WOODVILLE, TX 75979

Return Service Requested

0000051-0000053 PDFE 001 ------ 238655

TYLER COUNTY
ATTN TREASURER
100 WEST BLUFF ST
WOODVILLE, TX 75979

ParticipantServices
Call: 866-877-2368

Visit our website: www.Texas-Connect.com

Shareholder Message Center

Texas Connect will be closed on Monday, October 12th for Columbus Day, Wednesday, November 11th for Veterans Day and Thursday, November 26th for Thanksgiving Day. The fund will close early at 12:00 p.m. (CT) on Friday, November 27th.

Government-related fraud and impersonation attempts continue to increase, especially with the implementation of the use of Artificial Intelligence (AI).
Below are some reminders and best practices to help protect you and your organization:

1. Stop and pause before responding to or acting on any financial requests.
2. Do not respond & verify independently. Avoid engaging directly. Instead, verbally confirm the request independently with a trusted contact.
3. Urgent threats. Requests to "act immediately" or with "urgency" are almost always a red flag.
4. Requests for personal information. Avoid responding to requests for personal information, especially through unsecured channels.
5. Talk to your bank or financial institution first. Always use a known business phone number.
6. Protect your personal information and do not respond to requests for personal information. Keep all login and account access information secure.

If you believe you may have been targeted - regardless of whether there was any financial loss - it is recommended to (1) Immediately stop all contact with the caller or sender and (2) Notify your bank or financial intermediaries, including Texas Connect, to report the incident and help prevent unauthorized account access. Texas Connect will flag your account(s) to monitor for any additional suspicious activity.

ACCOUNT SUMMARY

Funds	Total Shares	Share Price	Share Value
Texas Connect	4,120,434.790	$1.0000	$4,120,434.79

DISTRIBUTION SUMMARY

	YTD Earnings	Reinvestment Option
Funds	Income	Income
Texas Connect	$74,295.18	Reinvest

TRANSACTIONS

TX Connect Account Number: 2000069 **30 Day Yield = 3.92%**

Date	Transaction Type	To/From Account Number	Shares	Share Price	Gross Amount	Share Value
	Beginning Shares Balance		**4,107,199.890**	**$1.00**		**$4,107,199.89**
09/30/2026	Accrual Income Div Reinvestment		13,234.900	$1.00	$13,234.90	4,120,434.79
	Closing Balance		**4,120,434.790**	**$1.00**		**$4,120,434.79**

010-35110
010-10247

TEXAS CONNECT
Public investing.
With you. For you.

6125 Memorial Drive
Dublin, OH 43017

Account Statement
September 01, 2026 - September 30, 2026

ACCOUNT NUMBER
2000083

REGISTRATION
TYLER COUNTY
EMERGENCY DISASTER FUND
ATTN TREASURER
100 WEST BLUFF ST
WOODVILLE, TX 75979

Return Service Requested

0000061-0000063 PDFE 001 ------ 238655

TYLER COUNTY
ATTN TREASURER
100 WEST BLUFF ST
WOODVILLE, TX 75979

ParticipantServices
Call: 866-877-2368

Visit our website: www.Texas-Connect.com

Shareholder Message Center

Texas Connect will be closed on Monday, October 12th for Columbus Day, Wednesday, November 11th for Veterans Day and Thursday, November 26th for Thanksgiving Day. The fund will close early at 12:00 p.m. (CT) on Friday, November 27th.

Government-related fraud and impersonation attempts continue to increase, especially with the implementation of the use of Artificial Intelligence (AI).
Below are some reminders and best practices to help protect you and your organization:

1. Stop and pause before responding to or acting on any financial requests.
2. Do not respond & verify independently. Avoid engaging directly. Instead, verbally confirm the request independently with a trusted contact.
3. Urgent threats. Requests to "act immediately" or with "urgency" are almost always a red flag.
4. Requests for personal information. Avoid responding to requests for personal information, especially through unsecured channels.
5. Talk to your bank or financial institution first. Always use a known business phone number.
6. Protect your personal information and do not respond to requests for personal information. Keep all login and account access information secure.

If you believe you may have been targeted - regardless of whether there was any financial loss - it is recommended to (1) Immediately stop all contact with the caller or sender and (2) Notify your bank or financial intermediaries, including Texas Connect, to report the incident and help prevent unauthorized account access. Texas Connect will flag your account(s) to monitor for any additional suspicious activity.

ACCOUNT SUMMARY

Funds	Total Shares	Share Price	Share Value
Texas Connect	250,620.860	$1.0000	$250,620.86

DISTRIBUTION SUMMARY

	YTD Earnings	Reinvestment Option
Funds	Income	Income
Texas Connect	$620.86	Reinvest

TRANSACTIONS

TX Connect Account Number: 2000083 **30 Day Yield = 3.92%**

Date	Transaction Type	To/From Account Number	Shares	Share Price	Gross Amount	Share Value
09/08/2026	Purchase		250,000.000	$1.00	$250,000.00	250,000.00
09/30/2026	Accrual Income Div Reinvestment		620.860	$1.00	$620.86	250,620.86
	Closing Balance		**250,620.860**	**$1.00**		**$250,620.86**

048-35110
048-10247

TEXAS CONNECT
Public investing.
With you. For you.

6125 Memorial Drive
Dublin, OH 43017

Account Statement
September 01, 2026 - September 30, 2026

ACCOUNT NUMBER
2000084

REGISTRATION
TYLER COUNTY
ROAD & BRIDGE 1
ATTN TREASURER
100 WEST BLUFF ST
WOODVILLE, TX 75979

Return Service Requested

0000062-0000064 PDFE 001 ------ 238655

TYLER COUNTY
ATTN TREASURER
100 WEST BLUFF ST
WOODVILLE, TX 75979

ParticipantServices
Call: 866-877-2368

Visit our website: www.Texas-Connect.com

Shareholder Message Center

Texas Connect will be closed on Monday, October 12th for Columbus Day, Wednesday, November 11th for Veterans Day and Thursday, November 26th for Thanksgiving Day. The fund will close early at 12:00 p.m. (CT) on Friday, November 27th.

Government-related fraud and impersonation attempts continue to increase, especially with the implementation of the use of Artificial Intelligence (AI).
Below are some reminders and best practices to help protect you and your organization:

1. Stop and pause before responding to or acting on any financial requests.
2. Do not respond & verify independently. Avoid engaging directly. Instead, verbally confirm the request independently with a trusted contact.
3. Urgent threats. Requests to "act immediately" or with "urgency" are almost always a red flag.
4. Requests for personal information. Avoid responding to requests for personal information, especially through unsecured channels.
5. Talk to your bank or financial institution first. Always use a known business phone number.
6. Protect your personal information and do not respond to requests for personal information. Keep all login and account access information secure.

If you believe you may have been targeted - regardless of whether there was any financial loss - it is recommended to (1) Immediately stop all contact with the caller or sender and (2) Notify your bank or financial intermediaries, including Texas Connect, to report the incident and help prevent unauthorized account access. Texas Connect will flag your account(s) to monitor for any additional suspicious activity.

ACCOUNT SUMMARY

Funds	Total Shares	Share Price	Share Value
Texas Connect	611,264.100	$1.0000	$611,264.10

DISTRIBUTION SUMMARY

Funds	YTD Earnings	Reinvestment Option
	Income	Income
Texas Connect	$15,886.59	Reinvest

TRANSACTIONS

TX Connect Account Number: 2000084 **30 Day Yield = 3.92%**

Date	Transaction Type	To/From Account Number	Shares	Share Price	Gross Amount	Share Value
	Beginning Shares Balance		**724,109.980**	**$1.00**		**$724,109.98**
09/18/2026	Redemption		(115,014.890)	$1.00	($115,014.89)	609,095.09
09/30/2026	Accrual Income Div Reinvestment		2,169.010	$1.00	$2,169.01	611,264.10
	Closing Balance		**611,264.100**	**$1.00**		**$611,264.10**

021-35110
021-10217

TEXAS CONNECT
Public investing.
With you. For you.

6125 Memorial Drive
Dublin, OH 43017

Account Statement

September 01, 2026 - September 30, 2026

ACCOUNT NUMBER
2000085

REGISTRATION
TYLER COUNTY
ROAD & BRIDGE 2
ATTN TREASURER
100 WEST BLUFF ST
WOODVILLE, TX 75979

Return Service Requested

0000063-0000065 PDFE 001 ------ 238655

TYLER COUNTY
ATTN TREASURER
100 WEST BLUFF ST
WOODVILLE, TX 75979

ParticipantServices

Call: 866-877-2368

Visit our website: www.Texas-Connect.com

Shareholder Message Center

Texas Connect will be closed on Monday, October 12th for Columbus Day, Wednesday, November 11th for Veterans Day and Thursday, November 26th for Thanksgiving Day. The fund will close early at 12:00 p.m. (CT) on Friday, November 27th.

Government-related fraud and impersonation attempts continue to increase, especially with the implementation of the use of Artificial Intelligence (AI).
Below are some reminders and best practices to help protect you and your organization:

1. Stop and pause before responding to or acting on any financial requests.
2. Do not respond & verify independently. Avoid engaging directly. Instead, verbally confirm the request independently with a trusted contact.
3. Urgent threats. Requests to "act immediately" or with "urgency" are almost always a red flag.
4. Requests for personal information. Avoid responding to requests for personal information, especially through unsecured channels.
5. Talk to your bank or financial institution first. Always use a known business phone number.
6. Protect your personal information and do not respond to requests for personal information. Keep all login and account access information secure.

If you believe you may have been targeted - regardless of whether there was any financial loss - it is recommended to (1) Immediately stop all contact with the caller or sender and (2) Notify your bank or financial intermediaries, including Texas Connect, to report the incident and help prevent unauthorized account access. Texas Connect will flag your account(s) to monitor for any additional suspicious activity.

ACCOUNT SUMMARY

Funds	Total Shares	Share Price	Share Value
Texas Connect	1,448,395.370	$1.0000	$1,448,395.37

DISTRIBUTION SUMMARY

Funds	YTD Earnings	Reinvestment Option
	Income	Income
Texas Connect	$29,068.37	Reinvest

TRANSACTIONS

TX Connect Account Number: 2000085

30 Day Yield = 3.92%

Date	Transaction Type	To/From Account Number	Shares	Share Price	Gross Amount	Share Value
	Beginning Shares Balance		**1,443,743.100**	**$1.00**		**$1,443,743.10**
09/30/2026	Accrual Income Div Reinvestment		4,652.270	$1.00	$4,652.27	1,448,395.37
	Closing Balance		**1,448,395.370**	**$1.00**		**$1,448,395.37**

022 - 35110
022 - 10247

TEXAS CONNECT
Public investing.
With you. For you.

6125 Memorial Drive
Dublin, OH 43017

Account Statement
September 01, 2026 - September 30, 2026

ACCOUNT NUMBER
2000086

REGISTRATION
TYLER COUNTY
ROAD & BRIDGE 3
ATTN TREASURER
100 WEST BLUFF ST
WOODVILLE, TX 75979

Return Service Requested

0000064-0000066 PDFE 001 ------ 238655

TYLER COUNTY
ATTN TREASURER
100 WEST BLUFF ST
WOODVILLE, TX 75979

ParticipantServices
Call: 866-877-2368

Visit our website: www.Texas-Connect.com

Shareholder Message Center

Texas Connect will be closed on Monday, October 12th for Columbus Day, Wednesday, November 11th for Veterans Day and Thursday, November 26th for Thanksgiving Day. The fund will close early at 12:00 p.m. (CT) on Friday, November 27th.

Government-related fraud and impersonation attempts continue to increase, especially with the implementation of the use of Artificial Intelligence (AI).
Below are some reminders and best practices to help protect you and your organization:

1. Stop and pause before responding to or acting on any financial requests.
2. Do not respond & verify independently. Avoid engaging directly. Instead, verbally confirm the request independently with a trusted contact.
3. Urgent threats. Requests to "act immediately" or with "urgency" are almost always a red flag.
4. Requests for personal information. Avoid responding to requests for personal information, especially through unsecured channels.
5. Talk to your bank or financial institution first. Always use a known business phone number.
6. Protect your personal information and do not respond to requests for personal information. Keep all login and account access information secure.

If you believe you may have been targeted - regardless of whether there was any financial loss - it is recommended to (1) Immediately stop all contact with the caller or sender and (2) Notify your bank or financial intermediaries, including Texas Connect, to report the incident and help prevent unauthorized account access. Texas Connect will flag your account(s) to monitor for any additional suspicious activity.

ACCOUNT SUMMARY

Funds	Total Shares	Share Price	Share Value
Texas Connect	969,847.230	$1.0000	$969,847.23

DISTRIBUTION SUMMARY

Funds	YTD Earnings	Reinvestment Option
	Income	Income
Texas Connect	$20,439.70	Reinvest

TRANSACTIONS

TX Connect Account Number: 2000086 **30 Day Yield = 3.92%**

Date	Transaction Type	To/From Account Number	Shares	Share Price	Gross Amount	Share Value
	Beginning Shares Balance		**966,732.070**	**$1.00**		**$966,732.07**
09/30/2026	Accrual Income Div Reinvestment		3,115.160	$1.00	$3,115.16	969,847.23
	Closing Balance		**969,847.230**	**$1.00**		**$969,847.23**

023-35110
023-10247

TEXAS CONNECT
Public investing.
With you. For you.

6125 Memorial Drive
Dublin, OH 43017

Account Statement
September 01, 2026 - September 30, 2026

ACCOUNT NUMBER
2000087

REGISTRATION
TYLER COUNTY
ROAD & BRIDGE 4
ATTN TREASURER
100 WEST BLUFF ST
WOODVILLE, TX 75979

Return Service Requested

0000065-0000067 PDFE 001 ------ 238655

TYLER COUNTY
ATTN TREASURER
100 WEST BLUFF ST
WOODVILLE, TX 75979

ParticipantServices
Call: 866-877-2368

Visit our website: www.Texas-Connect.com

Shareholder Message Center

Texas Connect will be closed on Monday, October 12th for Columbus Day, Wednesday, November 11th for Veterans Day and Thursday, November 26th for Thanksgiving Day. The fund will close early at 12:00 p.m. (CT) on Friday, November 27th.

Government-related fraud and impersonation attempts continue to increase, especially with the implementation of the use of Artificial Intelligence (AI).
Below are some reminders and best practices to help protect you and your organization:

1. Stop and pause before responding to or acting on any financial requests.
2. Do not respond & verify independently. Avoid engaging directly. Instead, verbally confirm the request independently with a trusted contact.
3. Urgent threats. Requests to "act immediately" or with "urgency" are almost always a red flag.
4. Requests for personal information. Avoid responding to requests for personal information, especially through unsecured channels.
5. Talk to your bank or financial institution first. Always use a known business phone number.
6. Protect your personal information and do not respond to requests for personal information. Keep all login and account access information secure.

If you believe you may have been targeted - regardless of whether there was any financial loss - it is recommended to (1) Immediately stop all contact with the caller or sender and (2) Notify your bank or financial intermediaries, including Texas Connect, to report the incident and help prevent unauthorized account access. Texas Connect will flag your account(s) to monitor for any additional suspicious activity.

ACCOUNT SUMMARY

Funds	Total Shares	Share Price	Share Value
Texas Connect	792,500.670	$1.0000	$792,500.67

DISTRIBUTION SUMMARY

Funds	YTD Earnings	Reinvestment Option
	Income	Income
Texas Connect	$14,289.51	Reinvest

TRANSACTIONS

TX Connect Account Number: 2000087

30 Day Yield = 3.92%

Date	Transaction Type	To/From Account Number	Shares	Share Price	Gross Amount	Share Value
	Beginning Shares Balance		**789,955.150**	**$1.00**		**$789,955.15**
09/30/2026	Accrual Income Div Reinvestment		2,545.520	$1.00	$2,545.52	792,500.67
	Closing Balance		**792,500.670**	**$1.00**		**$792,500.67**

024-3511D
021-10217

Texas CLASS®

Summary Statement

September 30, 2026

Investor ID: TX-01-0643

County of Tyler
100 W Bluff St Room 105
Woodville, TX 75979

Texas CLASS Government

Average Monthly Yield: 3.6537%

		Beginning Balance	Contributions	Withdrawals	Income Earned	Income Earned YTD	Average Daily Balance	Month End Balance
TX-01-0643-4001	GENERAL FUND - GOVY	249,297.77	0.00	0.00	749.68	4,070.87	249,693.66	250,047.45
TX-01-0643-4002	Road & Bridge 1	0.00	0.00	0.00	0.00	4,713.66	0.00	0.00
TX-01-0643-4003	Road & Bridge 2	0.00	0.00	0.00	0.00	6,643.31	0.00	0.00
TX-01-0643-4004	Road & Bridge 3	0.00	0.00	0.00	0.00	2,303.34	0.00	0.00
TX-01-0643-4005	Road & Bridge 4	0.00	0.00	0.00	0.00	1,645.81	0.00	0.00
TX-01-0643-4006	Tyler County Rodeo Arena/Fairgrounds	17,536.42	0.00	0.00	52.76	462.80	17,564.28	17,589.18
TX-01-0643-4007	County Clerk RMP	8,414.32	0.00	0.00	25.33	477.32	8,427.70	8,439.65

Texas CLASS®

Summary Statement

September 30, 2026

Investor ID: TX-01-0643

County of Tyler
100 W Bluff St Room 105
Woodville, TX 75979

Texas CLASS Government - (continued)

		Beginning Balance	Contributions	Withdrawals	Income Earned	Income Earned YTD	Average Daily Balance	Month End Balance
TX-01-0643-4008	Benevolence Fund	4,712.07	0.00	0.00	14.15	124.25	4,719.53	4,726.22
TX-01-0643-4009	Peace Officer Service Fees 041	116,908.48	0.00	0.00	351.58	3,084.96	117,094.14	117,260.06
TX-01-0643-4010	Courthouse Security 044	21,894.69	0.00	0.00	65.87	577.78	21,929.47	21,960.56
TX-01-0643-4011	County RMP 045	99,372.09	0.00	0.00	298.83	2,622.25	99,529.89	99,670.92
TX-01-0643-4012	County-Wide Right-of-Way Fund 047	1,537.14	0.00	0.00	4.63	40.81	1,539.58	1,541.77
TX-01-0643-4013	Emergency Disaster Relief	1.41	0.00	0.00	0.00	0.00	1.41	1.41
TX-01-0643-4014	Tyler County Nutrition Center 089	11,690.91	0.00	0.00	35.15	308.53	11,709.48	11,726.06

Texas CLASS®

Summary Statement

September 30, 2026

Investor ID: TX-01-0643

County of Tyler
100 W Bluff St Room 105
Woodville, TX 75979

Texas CLASS Government - (continued)

		Beginning Balance	Contributions	Withdrawals	Income Earned	Income Earned YTD	Average Daily Balance	Month End Balance
TX-01-0643-4015	TYLER CO AIRPORT (025)	24,854.50	0.00	0.00	74.75	655.83	24,893.98	24,929.25
TX-01-0643-4016	DIST CLERK STATE APPROP. (30)	57,958.84	0.00	0.00	174.29	1,529.40	58,050.88	58,133.13
TX-01-0643-4017	CDA FORFEITURE (32)	10,521.79	0.00	0.00	31.65	277.69	10,538.51	10,553.44
TX-01-0643-4018	SHERIFF FORFEITURE (33)	11,690.83	0.00	0.00	35.15	308.53	11,709.40	11,725.98
TX-01-0643-4019	DISTRICT CLERK RMP (34)	5,533.50	0.00	0.00	16.63	146.00	5,542.28	5,550.13
TX-01-0643-4020	CDA FEES (50)	31.81	0.00	0.00	0.04	0.39	31.83	31.85
TX-01-0643-4021	CDA STATE APPROP (51)	93,526.68	0.00	0.00	281.26	2,468.00	93,675.21	93,807.94

Texas CLASS®

Summary Statement

September 30, 2026

Investor ID: TX-01-0643

County of Tyler
100 W Bluff St Room 105
Woodville, TX 75979

Texas CLASS Government - (continued)

		Beginning Balance	Contributions	Withdrawals	Income Earned	Income Earned YTD	Average Daily Balance	Month End Balance
TX-01-0643-4022	JUVENILE PROB (54)	116,908.40	0.00	0.00	351.58	3,084.96	117,094.06	117,259.98
TX-01-0643-4023	JUSTICE COURT (73)	46,763.35	0.00	0.00	140.61	1,233.93	46,837.60	46,903.96
TX-01-0643-4024	HOMELAND SECURITY (74)	11,660.95	0.00	0.00	35.09	307.75	11,679.49	11,696.04
TX-01-0643-4025	TJPC-TITLE FIVE FUND (88)	35,072.51	0.00	0.00	105.45	925.46	35,128.19	35,177.96
TOTAL		**945,888.46**	**0.00**	**0.00**	**2,844.48**	**38,013.63**	**947,390.57**	**948,732.94**

Texas CLASS®

Summary Statement

September 30, 2026

Investor ID: TX-01-0643

0000508-0003592 PDFT 239842

County of Tyler
100 W Bluff St Room 105
Woodville, TX 75979

Texas CLASS

Texas CLASS

Average Monthly Yield: 3.9078%

		Beginning Balance	Contributions	Withdrawals	Income Earned	Income Earned YTD	Average Daily Balance	Month End Balance
TX-01-0643-0001	EMERGENCY DISASTER FUND 048	68,787.55	0.00	0.00	221.27	1,936.02	68,904.57	69,008.82
TX-01-0643-0002	ECONOMIC DEVELOPMENT (028)	55,491.14	0.00	0.00	178.50	1,589.31	55,585.54	55,669.64
TX-01-0643-0003	ARPA (35)	0.00	0.00	0.00	0.00	5,774.09	0.00	0.00
TX-01-0643-0004	LIBRARY FUND (36)	100,201.02	0.00	0.00	322.31	2,820.08	100,371.48	100,523.33
TX-01-0643-0005	EMERGENCY OPERATIONS (76)	86,629.88	0.00	0.00	278.70	2,438.13	86,777.28	86,908.58
TX-01-0643-0006	CHILD WELFARE BOARD (96)	9,430.73	0.00	0.00	30.35	265.48	9,446.78	9,461.08

Texas CLASS®

Summary Statement

September 30, 2026

Investor ID: TX-01-0643

County of Tyler
100 W Bluff St Room 105
Woodville, TX 75979

Texas CLASS - (continued)

		Beginning Balance	Contributions	Withdrawals	Income Earned	Income Earned YTD	Average Daily Balance	Month End Balance
TX-01-0643-0007	CHILD SAFETY FUND (97)	0.00	0.00	0.00	0.00	0.00	0.00	0.00
TX-01-0643-0008	DIST COURT CRIM TECH FUND (103)	35,365.15	0.00	0.00	113.78	995.37	35,425.32	35,478.93
TX-01-0643-0009	COURTHOUSE RESTORATION (111)	788,264.10	0.00	0.00	2,535.62	22,185.52	789,605.15	790,799.72
TX-01-0643-0010	LEGISLATIVE SERVICES (112)	68,372.50	0.00	0.00	219.92	1,924.31	68,488.82	68,592.42
TX-01-0643-0011	GENERAL FUND	0.00	0.00	0.00	0.00	11,966.56	0.00	0.00
TOTAL		**1,212,542.07**	**0.00**	**0.00**	**3,900.45**	**51,894.87**	**1,214,604.94**	**1,216,442.52**

Section 4

Income/Expense Report

Tyler County, TX

Income Statement
Account Summary
For Fiscal: 2026 Period Ending: 09/30/2026

		Original Total Budget	Current Total Budget	MTD Activity	YTD Activity	Budget Remaining
Fund: 010 - GENERAL FUND						
Revenue						
010-30000	BEGINNING BALANCE	55,273.03	55,273.03	0.00	0.00	55,273.03
010-31001	AD VAL .6550	8,992,684.49	8,992,684.49	57,148.00	9,520,171.13	-527,486.64
010-31004	HALF CENT SALES TAX(TAX ALLOC)	1,130,000.00	1,130,000.00	75,491.91	758,259.78	371,740.22
010-31008	PAYMENT IN LIEU OF TAXES	75,000.00	75,000.00	0.00	85,590.09	-10,590.09
010-31010	HOTEL OCCUPANCY TAX	0.00	0.00	0.00	9,403.17	-9,403.17
010-31020	DELINQUENT AD VALOREM	250,000.00	250,000.00	12,333.57	243,427.57	6,572.43
010-31030	ALCOHOLIC BEVERAGE TAX	5,000.00	5,000.00	69.60	1,252.34	3,747.66
010-31111	SENATE BILL 22 LAW	525,000.00	525,000.00	0.00	350,000.00	175,000.00
010-31147	ENTITY TAX COLLECTION FEES	42,000.00	42,000.00	6,619.02	43,385.32	-1,385.32
010-31150	SHERIFF FEES	12,000.00	12,000.00	977.00	6,094.40	5,905.60
010-31155	TITLES	13,000.00	13,000.00	1,300.00	15,040.85	-2,040.85
010-32000	AD VALOREM FEES	500,000.00	500,000.00	30,588.17	490,292.37	9,707.63
010-32103	AUTO REGISTRATION FEES	100,000.00	100,000.00	5,676.08	48,045.32	51,954.68
010-32109	COMMUNITY SERVICE FEES	0.00	0.00	0.00	29.00	-29.00
010-32118	PROBATE JUDICIAL EDUCATION FEES	400.00	400.00	45.00	380.00	20.00
010-32127	FLOODPLAIN PERMIT FEE	25.00	25.00	0.00	0.00	25.00
010-32131	JURY FEES/REIMBURSEMENTS	6,500.00	6,500.00	0.00	2,548.00	3,952.00
010-32132	RENTAL FEES COLLECTED	0.00	0.00	2,858.62	25,727.58	-25,727.58
010-32133	GROSS WEIGHT AXEL PAYMENTS/STATE	0.00	0.00	0.00	22,870.83	-22,870.83
010-32499	COURT COST SERVICE FEES	12,392.00	12,392.00	0.00	3,567.67	8,824.33
010-32501	JUSTICE-OF-PEACE I FEES	50,000.00	50,000.00	3,570.20	45,295.86	4,704.14
010-32502	JUSTICE-OF-PEACE II FEES	10,000.00	10,000.00	791.68	16,572.25	-6,572.25
010-32503	JUSTICE-OF-PEACE III FEES	10,000.00	10,000.00	437.06	16,651.32	-6,651.32
010-32504	JUSTICE-OF-PEACE IV FEES	10,000.00	10,000.00	10.00	5,147.73	4,852.27
010-32513	PASSPORT FEES	10,000.00	10,000.00	0.00	0.00	10,000.00
010-32516	COUNTY CLERK FEES	190,000.00	190,000.00	16,737.01	141,804.75	48,195.25
010-32517	COUNTY CLERK FINES	8,000.00	8,000.00	3,702.27	23,746.11	-15,746.11
010-32519	DISTRICT CLERK FEES	65,000.00	65,000.00	0.00	69,602.98	-4,602.98
010-32522	DISTRICT CLERK FINES	23,000.00	23,000.00	0.00	48,726.64	-25,726.64
010-32534	TRUANT CONDUCT FEE (TCF) JP FEES	0.00	0.00	0.00	8.00	-8.00
010-32537	JUDICIAL JUDGE'S SALARY COMPTROLLER	0.00	0.00	5,000.00	24,875.00	-24,875.00
010-32544	(VRC) VISUAL RECORDING FEE - COUNTY C	0.00	0.00	4.57	75.71	-75.71
010-32545	LOCAL - J.P's LCCC & LCCF	0.00	0.00	1,470.36	19,765.68	-19,765.68
010-32551	LOCAL-CO. & DIST. CONSOLIDATED CIVIL F	0.00	0.00	717.62	8,345.90	-8,345.90
010-34714	CO & DIST CLERK FEES-STATE-JUVENILE CRI	0.00	0.00	0.00	0.01	-0.01
010-34849	DIST CLERK FEES-STATE-CHILD ABUSE PREV	0.00	0.00	0.00	31.42	-31.42
010-35100	INTEREST ON INVESTMENTS	50,000.00	50,000.00	7,402.53	183,210.63	-133,210.63
010-35104	INTEREST TEXAS CLASS INVESTMENTS	75,000.00	75,000.00	749.68	16,037.43	58,962.57
010-35105	INTEREST FNB WICHITA FALLS INVESTMEN	80,000.00	80,000.00	0.00	52,957.01	27,042.99
010-35109	INTEREST ON INVESTMENTS - AMERICAN S	5,000.00	5,000.00	0.00	0.00	5,000.00
010-35110	TX CONNECT-INTEREST ON INVESTMENTS	0.00	0.00	13,234.90	74,295.18	-74,295.18
010-35111	INTEREST ON INVESTMENTS - MEEDER INV	0.00	0.00	0.00	51,055.01	-51,055.01
010-36109	INDIGENT DEFENSE FORMULA GRANT	25,000.00	25,000.00	0.00	21,805.00	3,195.00
010-36123	DETCOG COMMUNITY CLEAN UP	0.00	0.00	0.00	76.00	-76.00
010-36466	OPIOID SETTLEMENT FUNDING	0.00	0.00	0.00	10,176.11	-10,176.11
010-37000	REFUNDS	45,000.00	45,000.00	752.36	15,101.67	29,898.33
010-37102	REIMBURSEMENTS	39,639.00	39,639.00	-2,429.30	14,356.50	25,282.50
010-37103	REIMBURSEMENTS/ELECTIONS	146,285.38	146,285.38	0.00	0.00	146,285.38
010-37104	REIMBURSEMENTS-SHERIFF DEPARTMENT	5,000.00	5,000.00	42.00	6,051.14	-1,051.14
010-37105	REIMB. INSURANCE CLAIMS	100.00	100.00	0.00	0.00	100.00
010-37108	TX LIBRARY & ARCHIVES REIMB	0.00	0.00	6,297.71	48,488.06	-48,488.06

		Original Total Budget	Current Total Budget	MTD Activity	YTD Activity	Budget Remaining
010-37111	VINE/SAVNS REIMBURSEMENT	8,000.00	8,000.00	3,021.18	4,384.24	3,615.76
010-37116	911 MAPPING COORDINATOR REIMBURSE	0.00	0.00	3,563.62	21,840.00	-21,840.00
010-37117	TAC HEALTHY COUNTY REIMBURSEMENT	0.00	0.00	2,816.80	2,816.80	-2,816.80
010-38100	CDA SALARY SUPPLEMENTS	5,000.00	5,000.00	0.00	3,750.00	1,250.00
010-38104	DONATIONS FOR VETERANS SERVICE	0.00	0.00	0.00	425.00	-425.00
010-38107	REIMBURSEMENTS-HOSPITALIZATION	25,000.00	25,000.00	0.00	4,257.84	20,742.16
010-38111	DONATIONS	0.00	0.00	0.00	5,500.00	-5,500.00
010-38113	OTHER INCOME	0.00	0.00	230.40	969.23	-969.23
010-38116	SHERIFF SALES	85,000.00	85,000.00	0.00	92,727.50	-7,727.50
010-38119	UNCLAIMED PROPERTY	100.00	100.00	0.00	0.00	100.00
010-38120	UNUSED JURY MONEY	5,000.00	5,000.00	0.00	1,175.00	3,825.00
010-39019	TRANSFER FROM CDA STATE APPROPRIATI	73,309.00	73,309.00	0.00	0.00	73,309.00
010-39020	TRANSFER FROM COUNTY WIDE RIGHT OF	253,606.44	253,606.44	0.00	0.00	253,606.44
010-39021	TRANSFER FROM DETCOG COMMUNICATI	31,500.00	31,500.00	0.00	0.00	31,500.00
010-39028	TRANSFER FROM ARPA (PREMIUM PAY)	0.00	0.00	0.00	485,445.52	-485,445.52
010-39033	FILING FEE FOR WRITE IN CANDIDATE	0.00	0.00	0.00	750.00	-750.00
	Revenue Total:	**13,052,814.34**	**13,052,814.34**	**261,229.62**	**13,164,385.65**	**-111,571.31**
Expense						
010-401-31020	SHERIFF TAX SALES	0.00	0.00	0.00	46,574.55	-46,574.55
010-401-40000	SALARIES-FIREMARSHALL	3,000.00	3,000.00	0.00	0.00	3,000.00
010-401-40100	SOCIAL SECURITY	209.00	209.00	0.00	0.00	209.00
010-401-40110	RETIREMENT	209.00	209.00	0.00	0.00	209.00
010-401-40130	WORKERS' COMPENSATION	67,000.00	69,555.00	0.00	27,874.50	41,680.50
010-401-40140	UNEMPLOYMENT INSURANCE	10,000.00	10,000.00	552.63	9,202.03	797.97
010-401-40150	CONTINGENCY/HOSPITALIZATION	1,160,397.00	1,160,397.00	92,256.13	847,378.19	313,018.81
010-401-42111	POSTAGE FOR POSTAGE METER	50,000.00	50,664.06	2,401.62	30,831.40	19,832.66
010-401-42116	HEALTHY COUNTY EXPENSE	325.00	325.00	0.00	6,432.49	-6,107.49
010-401-42119	DETCOG GRANT COMMUNITY CLEAN UP	0.00	0.00	0.00	7,105.08	-7,105.08
010-401-42136	LONG LEAF SOIL & WATER CONSERV	2,000.00	2,000.00	0.00	2,000.00	0.00
010-401-42142	MISC. EXPENSE (HOTEL OCCUPANY)	0.00	0.00	0.00	1,985.71	-1,985.71
010-401-42158	ELECTION EXPENSE	0.00	0.00	0.00	-72.00	72.00
010-401-42178	CONTINGENCY FOR MISCELLANEOUS	400,000.00	390,860.00	0.00	0.00	390,860.00
010-401-42180	COURTHOUSE HISTORICAL SOCIETY	4,500.00	4,500.00	0.00	2,191.24	2,308.76
010-401-42185	LAW ENFORCEMENT LIAB INSURANCE	42,188.00	42,188.00	0.00	38,629.00	3,559.00
010-401-42197	SAFETY AWARD & EDUCATION EXPENSES	0.00	0.00	200.00	4,322.26	-4,322.26
010-401-42201	FOSTER CHILD CARE	10,000.00	10,000.00	0.00	10,000.00	0.00
010-401-42204	TYLER COUNTY YOUTH PROGRAMS	20,000.00	20,000.00	0.00	16,025.40	3,974.60
010-401-42206	SOUTHEAST TX R C & D	0.00	0.00	0.00	500.00	-500.00
010-401-42218	TYLER COUNTY APPRAISEL DIST.	635,213.00	635,213.00	160,436.75	641,747.00	-6,534.00
010-401-42231	HOUSING OF TCSO INMATES	375,000.00	375,000.00	147,495.00	514,489.20	-139,489.20
010-401-42233	TRAVEL (COUNTY REPRESENTATION)	5,000.00	5,000.00	0.00	1,322.25	3,677.75
010-401-42237	COURT ORDERED DRUG TESTS	5,000.00	5,000.00	0.00	0.00	5,000.00
010-401-42349	PUBLIC OFFICIALS LIAB INSURANC	23,923.00	23,923.00	0.00	23,212.00	711.00
010-401-42500	COUNTY TELEPHONES	60,000.00	60,000.00	3,790.47	36,167.94	23,832.06
010-401-42616	ADVERTISING	10,500.00	10,500.00	2,320.40	3,835.81	6,664.19
010-401-42628	CONTINGENCY FOR LEGAL FEES	125,000.00	125,000.00	10,058.98	152,944.48	-27,944.48
010-401-42640	EMPLOYEE PHYSICALS	2,000.00	2,000.00	0.00	166.00	1,834.00
010-401-42643	AUTOPSIES	75,000.00	75,000.00	2,475.00	62,725.00	12,275.00
010-401-42649	ALLAN SHIVERS LIBRARY	130,000.00	130,000.00	0.00	139,690.35	-9,690.35
010-401-42650	ASSOCIATION DUES	15,000.00	15,000.00	6,875.57	11,164.57	3,835.43
010-401-42652	BURKE CENTER	17,912.00	17,912.00	0.00	17,912.00	0.00
010-401-42668	INDEPENDENT AUDIT	65,000.00	65,000.00	0.00	47,000.00	18,000.00
010-401-42674	LEGISLATIVE/RISK/GOVERNMENT REPRESE	0.00	0.00	275.00	4,337.45	-4,337.45
010-401-42686	GARTH HOUSE	5,000.00	5,000.00	0.00	0.00	5,000.00
010-401-42688	GENERAL LIABILITY INSURANCE	7,828.00	7,828.00	0.00	10,601.50	-2,773.50
010-401-42697	RADIO TOWER RENTAL	1,680.00	1,680.00	0.00	0.00	1,680.00
010-401-42701	RURAL FIRE PROTECTION	5,400.00	5,400.00	450.00	4,200.00	1,200.00
010-401-42900	BONDS	17,000.00	17,000.00	70.00	1,640.76	15,359.24
010-401-43621	SHERIFF VEHICLE LIABILITY	45,651.00	45,651.00	0.00	49,642.00	-3,991.00

		Original Total Budget	Current Total Budget	MTD Activity	YTD Activity	Budget Remaining
010-401-48000	MISCELLANEOUS EXPENSE	34,000.00	34,000.00	147.89	5,699.95	28,300.05
010-401-48012	PAYMENT IN LIEU OF TAXES	3,000.00	3,000.00	0.00	0.00	3,000.00
010-402-40000	SALARIES	376,981.00	376,981.00	24,840.08	298,051.31	78,929.69
010-402-40100	SOCIAL SECURITY	28,840.00	28,840.00	1,759.27	18,059.42	10,780.58
010-402-40110	RETIREMENT	26,238.00	26,238.00	1,703.14	16,680.56	9,557.44
010-402-42100	OFFICE SUPPLIES	6,000.00	6,000.00	595.30	2,796.96	3,203.04
010-402-42150	UNIFORMS	1,000.00	1,000.00	0.00	98.00	902.00
010-402-42500	STATE HEALTH DEPT.	3,600.00	3,600.00	104.31	1,116.30	2,483.70
010-402-42651	BOOK BINDING	1,000.00	1,000.00	0.00	0.00	1,000.00
010-402-42659	TRAINING & EDUCATION	19,070.12	19,695.12	1,319.92	4,822.21	14,872.91
010-402-43200	PURCHASE OF EQUIPMENT	4,000.00	4,000.00	0.00	0.00	4,000.00
010-405-40000	SALARIES	75,398.00	75,398.00	4,590.32	41,356.24	34,041.76
010-405-40100	SOCIAL SECURITY	5,768.00	5,768.00	351.16	3,163.72	2,604.28
010-405-40110	RETIREMENT	5,308.00	5,308.00	308.23	2,765.29	2,542.71
010-405-42100	OFFICE SUPPLIES	1,100.00	1,100.00	40.00	623.20	476.80
010-405-42663	TRAINING & EDUCATION	1,500.00	1,500.00	0.00	276.79	1,223.21
010-405-43620	VEHICLES	1,000.00	1,000.00	72.00	72.00	928.00
010-407-40000	SALARIES	255,484.00	255,484.00	19,884.46	179,285.47	76,198.53
010-407-40100	SOCIAL SECURITY	19,545.00	19,545.00	1,446.05	12,943.92	6,601.08
010-407-40110	RETIREMENT	17,782.00	17,782.00	1,188.28	12,098.79	5,683.21
010-407-42100	OFFICE SUPPLIES	5,500.00	5,500.00	1,024.61	2,629.27	2,870.73
010-407-42150	UNIFORMS	750.00	750.00	0.00	203.99	546.01
010-407-42198	PASSPORT EXPENSE	10,000.00	10,000.00	0.00	0.00	10,000.00
010-407-42650	ASSOCIATION DUES	175.00	175.00	700.00	975.00	-800.00
010-407-42659	TRAINING & EDUCATION	12,178.00	12,828.00	1,106.13	4,336.82	8,491.18
010-408-42216	TRANSCRIPTS	3,500.00	3,500.00	0.00	0.00	3,500.00
010-408-42347	PSYCHIATRIC & MEDICAL EXPENSE	10,000.00	10,000.00	0.00	0.00	10,000.00
010-408-42634	COURT APPOINTED ATTORNEYS	150,000.00	150,000.00	16,000.00	76,275.00	73,725.00
010-408-42637	CPS COURT APPOINTED ATTORNEYS	85,000.00	85,000.00	5,055.00	93,337.04	-8,337.04
010-408-42638	CPS COURT REPORTER	6,000.00	6,000.00	325.00	2,275.00	3,725.00
010-408-42685	FOOD/LODGING FOR JURORS	2,250.00	2,250.00	276.52	1,770.90	479.10
010-408-42689	GRAND JURORS	8,000.00	8,000.00	0.00	10,620.00	-2,620.00
010-408-42690	GRAND JURY COMMISSION	100.00	100.00	0.00	0.00	100.00
010-408-42700	PETIT JURORS	28,564.00	28,564.00	3,010.00	5,650.00	22,914.00
010-409-40000	SALARIES	3,000.00	3,000.00	250.00	2,250.00	750.00
010-409-40100	SOCIAL SECURITY	230.00	230.00	19.13	172.17	57.83
010-409-40110	RETIREMENT	209.00	209.00	17.40	156.60	52.40
010-409-42100	OFFICE SUPPLIES	200.00	200.00	0.00	0.00	200.00
010-409-42172	JUDICIAL DISTRICT EXPENSES	700.00	700.00	0.00	0.00	700.00
010-409-42354	COURT SUPPLEMENTS &. EXPENSE	32,000.00	32,000.00	0.00	0.00	32,000.00
010-409-42500	TELEPHONE	850.00	850.00	0.00	0.00	850.00
010-409-42630	CONTINUING EDUCATION	200.00	200.00	0.00	0.00	200.00
010-409-42636	COURT REPORTER TRAVEL/SUPPLIES	1,500.00	1,500.00	0.00	1,720.00	-220.00
010-410-40000	SALARIES	8,810.00	8,810.00	677.70	6,438.15	2,371.85
010-410-40100	SOCIAL SECURITY	674.00	674.00	51.84	492.48	181.52
010-410-40110	RETIREMENT	614.00	614.00	47.16	448.30	165.70
010-410-42100	OFFICE SUPPLIES	400.00	400.00	0.00	0.00	400.00
010-410-42354	COURT SUPPLEMENTS & EXPENSES	60,200.00	60,200.00	0.00	55,608.67	4,591.33
010-410-42636	COURT REPORTER TRAVEL/SUPPLIES	1,100.00	1,100.00	320.85	320.85	779.15
010-410-42659	TRAINING & EDUCATION	691.00	691.00	0.00	0.00	691.00
010-411-40000	SALARIES	171,331.00	171,331.00	13,499.78	125,222.47	46,108.53
010-411-40100	SOCIAL SECURITY	13,107.00	13,107.00	1,023.18	9,478.47	3,628.53
010-411-40110	RETIREMENT	11,925.00	11,925.00	925.14	8,569.59	3,355.41
010-411-42100	OFFICE SUPPLIES	2,783.00	2,783.00	0.00	713.02	2,069.98
010-411-42150	UNIFORMS	750.00	750.00	0.00	728.89	21.11
010-411-42661	TRAINING & EDUCATION	11,500.00	11,500.00	0.00	2,349.53	9,150.47
010-411-42700	PETIT JURORS	2,000.00	2,000.00	0.00	0.00	2,000.00
010-412-40000	SALARIES	39,473.00	39,473.00	3,003.28	28,206.16	11,266.84
010-412-40100	SOCIAL SECURITY	3,020.00	3,020.00	215.18	2,026.63	993.37

		Original Total Budget	Current Total Budget	MTD Activity	YTD Activity	Budget Remaining
010-412-40110	RETIREMENT	2,748.00	2,748.00	202.60	1,903.25	844.75
010-412-42100	OFFICE SUPPLIES	600.00	600.00	22.00	22.00	578.00
010-412-42110	POSTAGE	100.00	100.00	0.00	0.00	100.00
010-412-42150	UNIFORMS	250.00	250.00	0.00	0.00	250.00
010-412-42500	TELEPHONE	1,600.00	1,600.00	0.00	0.00	1,600.00
010-412-42661	TRAINING & EDUCATION	7,500.00	7,500.00	0.00	1,520.95	5,979.05
010-413-40000	SALARIES	38,513.00	38,513.00	3,003.28	28,206.16	10,306.84
010-413-40100	SOCIAL SECURITY	2,947.00	2,947.00	229.74	2,157.67	789.33
010-413-40110	RETIREMENT	2,681.00	2,681.00	202.60	1,903.25	777.75
010-413-42100	OFFICE SUPPLIES	900.00	900.00	22.00	22.00	878.00
010-413-42110	POSTAGE	200.00	200.00	0.00	0.00	200.00
010-413-42150	UNIFORMS	250.00	250.00	0.00	0.00	250.00
010-413-42500	TELEPHONE	1,100.00	1,100.00	0.00	0.00	1,100.00
010-413-42661	TRAINING & EDUCATION	7,500.00	7,500.00	204.00	1,274.95	6,225.05
010-413-42700	PETIT JURORS	200.00	200.00	0.00	0.00	200.00
010-414-40000	SALARIES	42,163.00	42,163.00	3,053.28	28,681.16	13,481.84
010-414-40100	SOCIAL SECURITY	3,226.00	3,226.00	233.58	2,194.14	1,031.86
010-414-40110	RETIREMENT	2,935.00	2,935.00	206.08	1,936.33	998.67
010-414-42100	OFFICE SUPPLIES	1,800.00	1,800.00	109.78	781.39	1,018.61
010-414-42110	POSTAGE	400.00	400.00	0.00	0.00	400.00
010-414-42150	UNIFORMS	250.00	250.00	0.00	239.89	10.11
010-414-42500	TELEPHONE	1,425.00	1,425.00	0.00	0.00	1,425.00
010-414-42510	UTILITIES	1,200.00	1,200.00	0.00	0.00	1,200.00
010-414-42661	TRAINING & EDUCATION	7,500.00	7,500.00	0.00	0.00	7,500.00
010-415-42623	COMMITTMENTS	7,000.00	7,000.00	0.00	4,155.00	2,845.00
010-415-42634	COURT APPOINTED ATTORNEYS	20,000.00	20,000.00	0.00	18,775.00	1,225.00
010-415-42635	COURT REPORTER	3,000.00	3,000.00	1,100.00	3,870.00	-870.00
010-415-42700	PETIT JURORS	2,000.00	2,000.00	0.00	40.00	1,960.00
010-415-42909	REIMB. COURT COST	500.00	500.00	0.00	0.00	500.00
010-416-42000	SALARIES ELECTIONS	40,000.00	40,000.00	0.00	0.00	40,000.00
010-416-42002	SOCIAL SECURITY ELECTIONS	3,000.00	3,000.00	0.00	0.00	3,000.00
010-416-42100	OFFICE SUPPLIES ELECTIONS	10,000.00	10,000.00	205.39	5,669.45	4,330.55
010-416-42189	TRAINING & EDUCATION ELECTIONS	15,000.00	15,000.00	1,199.24	3,956.91	11,043.09
010-416-42626	PROFESSIONAL SERVICES ELECTIONS	60,000.00	60,000.00	21,375.00	65,065.15	-5,065.15
010-416-42696	POLLING PLACE RENTAL ELECTIONS	2,000.00	2,000.00	0.00	500.00	1,500.00
010-419-40000	SALARIES	393,773.00	393,773.00	12,662.78	191,372.47	202,400.53
010-419-40100	SOCIAL SECURITY	30,124.00	30,124.00	946.08	14,419.11	15,704.89
010-419-40110	RETIREMENT	27,407.00	27,407.00	867.48	12,930.22	14,476.78
010-419-42100	OFFICE SUPPLIES	6,200.00	6,200.00	919.94	5,405.68	794.32
010-419-42150	UNIFORMS	1,000.00	1,000.00	0.00	158.12	841.88
010-419-42222	WITNESS EXPENSE	5,000.00	5,000.00	1,350.40	1,936.90	3,063.10
010-419-42400	GAS, OIL, GREASE	2,000.00	2,000.00	105.24	855.51	1,144.49
010-419-42414	RADIO REPAIR	250.00	250.00	0.00	0.00	250.00
010-419-42416	VEHICLE OPERATIONS/MAINTENANCE	7,000.00	7,000.00	0.00	163.50	6,836.50
010-419-42500	TELEPHONE	1,000.00	1,000.00	0.00	0.00	1,000.00
010-419-42639	DNA LAB FEES	2,000.00	2,000.00	0.00	0.00	2,000.00
010-419-42659	TRAINING & EDUCATION	9,110.00	9,365.00	272.00	4,400.23	4,964.77
010-419-42900	BONDS	0.00	0.00	0.00	150.00	-150.00
010-420-40000	SALARIES	324,565.00	324,565.00	24,348.06	224,021.60	100,543.40
010-420-40100	SOCIAL SECURITY	24,830.00	24,830.00	1,740.28	16,034.35	8,795.65
010-420-40110	RETIREMENT	22,590.00	22,590.00	1,665.70	15,333.16	7,256.84
010-420-42100	OFFICE SUPPLIES	6,700.00	6,781.35	75.96	2,396.07	4,385.28
010-420-42150	UNIFORMS	1,500.00	1,500.00	0.00	951.11	548.89
010-420-42500	TELEPHONE	4,000.00	4,000.00	158.91	2,324.19	1,675.81
010-420-42650	ASSOCIATION DUES	600.00	600.00	0.00	600.00	0.00
010-420-42659	TRAINING & EDUCATION	12,500.00	12,500.00	550.00	3,780.16	8,719.84
010-421-40000	SALARIES	209,045.00	209,045.00	15,802.75	145,616.58	63,428.42
010-421-40100	SOCIAL SECURITY	15,992.00	15,992.00	1,136.09	10,484.37	5,507.63
010-421-40110	RETIREMENT	14,550.00	14,550.00	1,090.22	10,046.29	4,503.71

		Original Total Budget	Current Total Budget	MTD Activity	YTD Activity	Budget Remaining
010-421-42100	OFFICE SUPPLIES	1,575.00	1,575.00	0.00	1,226.10	348.90
010-421-42150	UNIFORMS	400.00	400.00	0.00	137.14	262.86
010-421-42189	TRAINING & EDUCATION	10,725.47	13,298.01	671.03	10,403.85	2,894.16
010-421-42190	MEETINGS EXPENSE	200.00	200.00	0.00	136.19	63.81
010-421-42650	ASSOCIATION DUES	200.00	200.00	0.00	200.00	0.00
010-422-40000	SALARIES	224,940.00	224,940.00	16,813.82	160,118.29	64,821.71
010-422-40100	SOCIAL SECURITY	17,208.00	17,208.00	1,214.66	11,604.67	5,603.33
010-422-40110	RETIREMENT	15,656.00	15,656.00	1,150.98	10,967.86	4,688.14
010-422-42100	OFFICE SUPPLIES	2,000.00	3,028.95	1,420.87	3,529.06	-500.11
010-422-42150	UNIFORMS	250.00	250.00	0.00	57.50	192.50
010-422-42650	ASSOCIATION DUES	325.00	325.00	0.00	0.00	325.00
010-422-42659	TRAINING & EDUCATION	12,000.00	12,150.00	1,750.00	11,117.63	1,032.37
010-423-40000	SALARIES	139,775.00	139,775.00	10,248.65	102,472.89	37,302.11
010-423-40100	SOCIAL SECURITY	10,693.00	10,693.00	763.11	7,636.87	3,056.13
010-423-40110	RETIREMENT	9,729.00	9,729.00	616.42	6,703.75	3,025.25
010-423-42100	OFFICE SUPPLIES	3,000.00	3,000.00	0.00	2,762.34	237.66
010-423-42150	UNIFORMS	500.00	500.00	0.00	178.50	321.50
010-423-42650	ASSOCIATION DUES	280.00	280.00	0.00	215.00	65.00
010-423-42659	TRAINING & EDUCATION	12,000.00	14,344.98	1,786.12	10,958.53	3,386.45
010-424-40000	SALARIES	43,793.00	43,793.00	3,453.28	32,256.16	11,536.84
010-424-40100	SOCIAL SECURITY	3,351.00	3,351.00	263.88	2,462.24	888.76
010-424-40110	RETIREMENT	3,048.00	3,048.00	237.39	2,193.51	854.49
010-424-42150	UNIFORMS	250.00	250.00	0.00	116.98	133.02
010-424-42661	TRAINING & EDUCATION	9,935.55	11,348.65	0.00	275.40	11,073.25
010-424-43220	EMERGENCY EQUIPMENT	250.00	250.00	0.00	0.00	250.00
010-424-43232	RADIO & EQUIPMENT	600.00	600.00	0.00	505.36	94.64
010-425-40000	SALARIES	46,553.00	46,553.00	3,453.28	32,256.16	14,296.84
010-425-40100	SOCIAL SECURITY	3,560.00	3,560.00	235.96	2,138.61	1,421.39
010-425-40110	RETIREMENT	3,239.00	3,239.00	233.92	2,185.31	1,053.69
010-425-42150	UNIFORMS	500.00	500.00	0.00	0.00	500.00
010-425-42661	TRAINING & EDUCATION	6,500.00	6,500.00	1,053.87	3,923.17	2,576.83
010-425-43220	EMERGENCY EQUIPMENT	400.00	400.00	0.00	629.49	-229.49
010-425-43232	RADIO & EQUIPMENT	600.00	600.00	0.00	0.00	600.00
010-426-40000	SALARIES	1,071,048.00	1,071,048.00	70,829.11	729,707.82	341,340.18
010-426-40100	SOCIAL SECURITY	81,936.00	81,936.00	5,112.95	53,031.32	28,904.68
010-426-40110	RETIREMENT	74,545.00	74,545.00	4,765.06	50,231.79	24,313.21
010-426-40151	VACATION & SICK PAY RELIEF	13,000.00	13,000.00	0.00	0.00	13,000.00
010-426-42100	OFFICE SUPPLIES	7,000.00	7,000.00	978.65	4,065.04	2,934.96
010-426-42150	UNIFORMS	8,000.00	8,000.00	722.46	4,896.84	3,103.16
010-426-42182	DEPUTIES SUPPLIES	9,500.00	9,500.00	120.86	9,112.47	387.53
010-426-42217	TRANSPORTS COSTS	5,000.00	5,000.00	0.00	524.96	4,475.04
010-426-42395	PSYCHOLOGICAL EVALUATIONS	5,000.00	5,000.00	0.00	1,600.00	3,400.00
010-426-42396	FINGER PRINTING/BACKGROUND CHECK	2,500.00	2,500.00	0.00	0.00	2,500.00
010-426-42398	EVIDENCE EXPENSE	10,000.00	10,000.00	1,128.80	5,593.16	4,406.84
010-426-42400	GAS, OIL, GREASE	130,000.00	130,000.00	12,517.34	82,235.20	47,764.80
010-426-42401	TIRES, TUBES	17,500.00	17,500.00	2,965.78	16,265.23	1,234.77
010-426-42413	REPAIRS TO VEHICLES	22,500.00	22,500.00	4,134.25	27,816.90	-5,316.90
010-426-42415	RADIO MAINTENANCE	2,000.00	2,000.00	840.00	2,193.88	-193.88
010-426-42500	TELEPHONE	20,000.00	20,000.00	1,047.49	10,380.13	9,619.87
010-426-42640	EMPLOYEE PHYSICALS	2,000.00	2,000.00	0.00	153.22	1,846.78
010-426-42653	CAMERA & FILM	1,696.00	1,696.00	0.00	0.00	1,696.00
010-426-42656	ANIMAL CONTROL	1,500.00	1,500.00	108.92	836.08	663.92
010-426-42659	TRAINING & EDUCATION	17,678.87	17,678.87	1,331.68	9,476.57	8,202.30
010-427-40000	SALARIES	727,309.00	727,309.00	68,594.01	614,264.86	113,044.14
010-427-40100	SOCIAL SECURITY	55,640.00	55,640.00	5,047.75	45,086.13	10,553.87
010-427-40110	RETIREMENT	50,621.00	50,621.00	4,715.13	42,255.80	8,365.20
010-427-40151	VACATION & SICK PAY RELIEF	5,000.00	5,000.00	0.00	0.00	5,000.00
010-427-42108	JAIL SUPPLIES	25,000.00	26,253.32	3,258.28	13,633.99	12,619.33
010-427-42150	UNIFORMS	1,500.00	1,500.00	0.00	656.05	843.95

		Original Total Budget	Current Total Budget	MTD Activity	YTD Activity	Budget Remaining
010-427-42157	PRISONER MEALS	70,000.00	70,000.00	6,463.26	60,234.58	9,765.42
010-427-42346	PRISONER MEDICAL	0.00	0.00	16,110.02	104,470.09	-104,470.09
010-427-42640	EMPLOYEE PHYSICALS	0.00	0.00	83.00	319.22	-319.22
010-427-42653	CAMERA & FILM	500.00	500.00	0.00	0.00	500.00
010-427-42659	TRAINING & EDUCATION	4,500.00	4,500.00	0.00	3,396.39	1,103.61
010-428-40000	SALARIES	44,873.00	44,873.00	3,453.28	32,256.16	12,616.84
010-428-40100	SOCIAL SECURITY	3,433.00	3,433.00	264.10	2,466.91	966.09
010-428-40110	RETIREMENT	3,124.00	3,124.00	233.92	2,185.31	938.69
010-428-42150	UNIFORMS	250.00	250.00	0.00	0.00	250.00
010-428-42661	TRAINING & EDUCATION	8,172.52	8,172.52	0.00	0.00	8,172.52
010-428-43220	EMERGENCY EQUIPMENT	400.00	400.00	0.00	0.00	400.00
010-428-43232	RADIO & EQUIPMENT	1,234.00	1,234.00	0.00	0.00	1,234.00
010-429-40000	SALARIES	44,153.00	44,153.00	3,453.28	33,456.16	10,696.84
010-429-40100	SOCIAL SECURITY	3,378.00	3,378.00	259.40	2,516.41	861.59
010-429-40110	RETIREMENT	3,074.00	3,074.00	237.44	2,303.55	770.45
010-429-42150	UNIFORMS	750.00	750.00	0.00	413.98	336.02
010-429-42661	TRAINING & EDUCATION	9,444.55	10,907.65	0.00	2,391.15	8,516.50
010-429-43220	EMERGENCY EQUIPMENT	1,200.00	1,200.00	0.00	56.99	1,143.01
010-429-43232	RADIO & EQUIPMENT	235.00	235.00	0.00	576.00	-341.00
010-430-40000	SALARIES	37,680.00	37,680.00	2,760.00	26,220.00	11,460.00
010-430-40100	SOCIAL SECURITY	2,883.00	2,883.00	211.14	2,005.83	877.17
010-430-40110	RETIREMENT	2,623.00	2,623.00	188.88	1,795.45	827.55
010-430-42100	OFFICE SUPPLIES	1,000.00	1,000.00	83.44	405.70	594.30
010-436-42617	AID TO INDIGENTS	10,000.00	10,000.00	0.00	0.00	10,000.00
010-436-42633	COUNTY HEALTH OFFICER/FIRE MARSHALL	9,000.00	9,000.00	0.00	616.84	8,383.16
010-439-40000	SALARIES	98,882.00	98,882.00	5,838.66	69,250.48	29,631.52
010-439-40100	SOCIAL SECURITY	7,565.00	7,565.00	443.89	5,272.84	2,292.16
010-439-40110	RETIREMENT	6,883.00	6,883.00	285.00	2,772.08	4,110.92
010-439-42100	OFFICE SUPPLIES	1,000.00	1,000.00	50.00	285.98	714.02
010-439-42141	4/H EXPENSE	2,000.00	2,000.00	184.00	987.30	1,012.70
010-439-42181	DEMONSTRATION SUPPLIES	1,000.00	1,000.00	0.00	591.75	408.25
010-439-42224	OUT-OF-COUNTY TRAVEL, FARM	7,500.00	7,500.00	454.83	4,228.61	3,271.39
010-439-42225	OUT-OF-COUNTY TRAVEL, HOME	6,000.00	6,000.00	630.50	4,772.44	1,227.56
010-440-42101	SUPPLIES	100,000.00	100,000.00	5,661.50	79,062.12	20,937.88
010-440-42350	SERVICE CONTRACTS	110,000.00	110,168.33	9,590.97	127,087.14	-16,918.81
010-440-42353	SUPPORT SERVICES	264,602.00	264,602.00	6,025.00	237,892.30	26,709.70
010-440-42423	EQUIPMENT REPAIRS	10,000.00	10,000.00	0.00	0.00	10,000.00
010-440-42600	PROFESSIONAL SERVICES	92,000.00	92,000.00	1,256.84	20,070.70	71,929.30
010-440-42677	EQUIPMENT LEASE	35,000.00	35,000.00	6,302.64	44,971.40	-9,971.40
010-442-40000	SALARIES	302,597.00	302,597.00	19,520.83	204,163.08	98,433.92
010-442-40100	SOCIAL SECURITY	23,149.00	23,149.00	1,456.69	15,239.81	7,909.19
010-442-40110	RETIREMENT	21,061.00	21,061.00	1,336.16	13,976.64	7,084.36
010-442-42106	JANITORS SUPPLIES	25,000.00	25,000.00	4,468.04	15,495.78	9,504.22
010-442-42150	UNIFORMS	4,000.00	4,000.00	0.00	410.90	3,589.10
010-442-42394	BUILDING INSURANCE	130,388.00	130,388.00	0.00	139,515.00	-9,127.00
010-442-42397	GROUNDS MAINTENANCE	5,000.00	5,000.00	36.95	2,178.73	2,821.27
010-442-42400	GAS, OIL, GREASE	10,000.00	10,000.00	519.88	4,904.65	5,095.35
010-442-42411	REPAIRS & MAINTENANCE AT JUSTICE CEN	30,000.00	30,000.00	1,259.00	4,013.90	25,986.10
010-442-42412	REPAIRS & MAINTENANCE TO COURTHOUS	100,000.00	100,000.00	2,005.03	20,633.55	79,366.45
010-442-42413	REPAIRS TO VEHICLES	12,500.00	12,500.00	0.00	1,763.08	10,736.92
010-442-42417	REPAIRS & MAINTENANCE - TAX OFFICE	10,000.00	10,000.00	166.95	1,055.71	8,944.29
010-442-42418	REPAIRS & MAINTENANCE - COUNTY CLER	10,000.00	10,000.00	39.33	8,040.09	1,959.91
010-442-42419	REPAIRS & MAINTENANCE - TYLER CO. CO	10,000.00	10,000.00	453.67	2,070.73	7,929.27
010-442-42422	ELEVATOR REPAIRS	3,000.00	3,000.00	0.00	0.00	3,000.00
010-442-42511	UTILITIES-JUSTICE CENTER	65,000.00	65,000.00	4,790.13	31,896.39	33,103.61
010-442-42512	UTILITIES-KIRBY GYM	0.00	0.00	1,500.70	1,500.70	-1,500.70
010-442-42515	UTILITIES-COURTHOUSE	35,000.00	35,000.00	2,941.31	16,413.90	18,586.10
010-442-42516	UTILITIES-COUNTY	13,200.00	13,200.00	959.70	6,404.06	6,795.94
010-442-42517	UTILITIES-TAX OFFICE	10,500.00	10,500.00	667.96	8,692.21	1,807.79

		Original Total Budget	Current Total Budget	MTD Activity	YTD Activity	Budget Remaining
010-442-42518	UTILITIES - TYLER CO. COMPLEX	16,000.00	16,000.00	1,673.04	10,853.41	5,146.59
010-442-42520	EQUIPMENT REPAIRS	15,000.00	15,000.00	64.95	1,472.78	13,527.22
010-442-42521	MAINTENANCE SUPPLIES	10,000.00	10,000.00	150.94	1,704.16	8,295.84
010-442-43200	PURCHASE OF EQUIPMENT	25,000.00	25,000.00	0.00	3,316.94	21,683.06
010-453-43122	COURTHOUSE RESTORATION	0.00	0.00	0.00	43,700.00	-43,700.00
010-453-43210	OFFICE EQUIPMENT	52,035.00	52,035.00	0.00	10,875.80	41,159.20
010-453-43401	HEATING & COOLING EQUIPMENT	6,500.00	6,500.00	0.00	0.00	6,500.00
010-453-43600	SHERIFF'S CARS	100,806.00	100,806.00	0.00	98,921.63	1,884.37
010-453-49138	CAPITAL LEASE PAYMENTS	35,597.31	35,597.31	0.00	0.00	35,597.31
010-453-49139	INTEREST ON CAPITAL LEASE PAYMENTS	4,286.95	4,286.95	0.00	0.00	4,286.95
010-467-40100	SOCIAL SECURITY	18,868.00	18,868.00	1,106.71	11,178.46	7,689.54
010-467-40110	RETIREMENT	17,363.00	17,363.00	1,055.52	10,602.50	6,760.50
010-467-42000	SALARIES-SB 22 SHERIFF	246,629.63	246,629.63	15,330.40	153,862.54	92,767.09
010-467-42170	EQUIPMENT	67,139.37	67,139.37	0.00	58,713.95	8,425.42
010-468-40000	SALARIES-SB 22 DISTRICT ATTORNEY	142,691.00	142,691.00	8,964.80	113,985.20	28,705.80
010-468-40100	SOCIAL SECURITY	10,916.00	10,916.00	641.48	8,272.25	2,643.75
010-468-40110	RETIREMENT	9,940.00	9,940.00	619.98	7,892.65	2,047.35
010-468-42120	HOSPITALIZATION	11,453.00	11,453.00	0.00	0.00	11,453.00
010-496-49029	TRANSFER TO BENEVOLENCE	1,000.00	1,000.00	0.00	1,000.00	0.00
010-496-49102	TRANSFER TO LEGISLATIVE SERVICE	10,500.00	10,500.00	0.00	10,500.00	0.00
010-496-49113	TRANSFER TO R & B, PCT. 1	64,700.00	64,700.00	0.00	64,700.00	0.00
010-496-49114	TRANSFER TO R & B, PCT. 2	64,700.00	64,700.00	0.00	64,700.00	0.00
010-496-49115	TRANSFER TO R & B, PCT. 3	64,700.00	64,700.00	0.00	64,700.00	0.00
010-496-49116	TRANSFERS TO R & B, PCT. 4	64,700.00	64,700.00	0.00	64,700.00	0.00
010-496-49117	TRANS. TO JUV. PROB. (MATCH)	160,000.00	160,000.00	0.00	160,000.00	0.00
010-496-49121	TRANSFER TO AIRPORT	91,106.00	91,106.00	0.00	91,106.00	0.00
010-496-49123	TRANSFER TO ECONOMIC DEVELOPM	10,500.00	10,500.00	0.00	10,500.00	0.00
010-496-49124	TRANSFER TO EMERGENCY OPERATI	150,808.00	150,808.00	0.00	150,808.00	0.00
010-496-49125	TRANSFER TO NUTRITION CENTER	88,993.00	88,993.00	0.00	88,993.00	0.00
010-496-49130	TRANSFER TO RODEO ARENA	46,176.00	46,176.00	0.00	46,176.00	0.00
010-496-49131	TRANSFER TO COURTHOUSE SECURITY	108,405.00	108,405.00	0.00	108,405.00	0.00
010-496-49133	TRANSFER TO LIBRARY FUND	25,000.00	25,000.00	0.00	25,000.00	0.00
010-496-49140	TRANSFER TO DISTRICT CLERK RMP	150,000.00	150,000.00	0.00	150,000.00	0.00
010-496-49196	TRANSFER TO CDBG BUYOUT GRANT	0.00	0.00	0.00	0.27	-0.27
010-496-49197	TRANSFER TO CHILD SAFETY FUND	0.00	0.00	0.00	45,000.00	-45,000.00
	Expense Total:	**13,052,814.34**	**13,058,899.07**	**1,006,457.22**	**9,851,644.87**	**3,207,254.20**
	Fund: 010 - GENERAL FUND Surplus (Deficit):	**0.00**	**-6,084.73**	**-745,227.60**	**3,312,740.78**	
Fund: 015 - RESTITUTION - COUNTY CLERK						
Revenue						
015-31156	RESTITUTION COLLECTED	0.00	0.00	0.00	275.00	-275.00
	Revenue Total:	**0.00**	**0.00**	**0.00**	**275.00**	**-275.00**
Expense						
015-000-42183	RESTITUTION EXPENSE	0.00	0.00	0.00	121.72	-121.72
	Expense Total:	**0.00**	**0.00**	**0.00**	**121.72**	**-121.72**
	Fund: 015 - RESTITUTION - COUNTY CLERK Surplus (Deficit):	**0.00**	**0.00**	**0.00**	**153.28**	
Fund: 020 - GENERAL ROAD & BRIDGE (County Special)						
Revenue						
020-31000	AD VAL .2814	3,845,677.13	3,845,677.13	24,023.08	4,030,420.54	-184,743.41
020-31009	PAYMENT IN LIEU OF TAXES	846.28	846.28	0.00	0.00	846.28
020-31020	DELINQUENT AD VALOREM	73,000.00	73,000.00	4,905.40	96,335.02	-23,335.02
020-32222	MOTOR VEHICLE REGISTRATION	360,000.00	360,000.00	4,080.00	364,107.00	-4,107.00
020-32517	COUNTY CLERK FINES	7,009.00	7,009.00	2,468.18	15,830.76	-8,821.76
020-32522	DISTRICT CLERK FINES	20,000.00	20,000.00	0.00	32,484.44	-12,484.44
020-38150	DEPARTMENT OF TRANSPORATION	22,000.00	22,000.00	0.00	0.00	22,000.00
020-39009	SPECIAL AUTO TAX	150,000.00	150,000.00	13,830.00	152,520.00	-2,520.00
	Revenue Total:	**4,478,532.41**	**4,478,532.41**	**49,306.66**	**4,691,697.76**	**-213,165.35**

		Original Total Budget	Current Total Budget	MTD Activity	YTD Activity	Budget Remaining
Expense						
020-000-49126	TRANS/R&B I====21.3017 %	954,004.66	954,004.66	10,503.22	999,415.92	-45,411.26
020-000-49127	TRANS/R&B II===.23.3254 %	1,044,636.72	1,044,636.72	11,500.97	1,094,357.33	-49,720.61
020-000-49128	TRANS/R&B III==.29.0243 %	1,299,863.80	1,299,863.80	14,310.91	1,361,732.47	-61,868.67
020-000-49129	TRANS/R&B IV=== 26.3485 %	1,180,027.23	1,180,027.23	12,991.56	1,236,192.04	-56,164.81
	Expense Total:	**4,478,532.41**	**4,478,532.41**	**49,306.66**	**4,691,697.76**	**-213,165.35**
Fund: 020 - GENERAL ROAD & BRIDGE (County Special) Surplus (Deficit)		**0.00**	**0.00**	**0.00**	**0.00**	
Fund: 021 - ROAD & BRIDGE I						
Revenue						
021-30000	BEGINNING BALANCE	334.87	334.87	0.00	0.00	334.87
021-35100	INTEREST ON INVESTMENTS	1,800.00	1,800.00	1,259.94	9,906.19	-8,106.19
021-35104	INTEREST TEXAS CLASS INVESTMENTS	3,000.00	3,000.00	0.00	4,713.66	-1,713.66
021-35110	TEXAS CONNECT -INTEREST ON INVESTME	0.00	0.00	2,169.01	15,886.59	-15,886.59
021-37000	REFUNDS	100.00	100.00	0.00	159.96	-59.96
021-39000	TRANSFER FROM GENERAL FUND	64,700.00	64,700.00	0.00	64,700.00	0.00
021-39003	TRANSFER FROM GEN R&B	954,004.66	954,004.66	10,503.22	999,415.92	-45,411.26
021-39004	TRANSFER FROM R&B, PCT 2	21,498.00	21,498.00	1,648.96	14,840.64	6,657.36
	Revenue Total:	**1,045,437.53**	**1,045,437.53**	**15,581.13**	**1,109,622.96**	**-64,185.43**
Expense						
021-000-40000	SALARIES	441,318.00	441,318.00	27,789.41	267,861.76	173,456.24
021-000-40100	SOCIAL SECURITY	33,761.00	33,761.00	1,880.71	18,821.75	14,939.25
021-000-40110	RETIREMENT	30,716.00	30,716.00	1,905.21	18,081.58	12,634.42
021-000-40120	HOSPITALIZATION	88,257.40	88,257.40	10,521.04	77,294.02	10,963.38
021-000-40130	WORKERS' COMPENSATION	6,500.00	7,068.00	0.00	5,446.89	1,621.11
021-000-40140	UNEMPLOYMENT INSURANCE	1,072.00	1,072.00	40.46	391.31	680.69
021-000-42100	OFFICE SUPPLIES	1,500.00	1,500.00	0.00	249.07	1,250.93
021-000-42150	UNIFORMS	1,500.00	1,500.00	0.00	1,472.23	27.77
021-000-42160	ROAD MATERIAL	130,000.00	130,000.00	2,046.00	127,031.26	2,968.74
021-000-42161	CULVERTS	10,000.00	10,000.00	91.55	2,861.05	7,138.95
021-000-42391	LIABILITY INS. ON VEHICLES	4,600.00	4,600.00	0.00	0.00	4,600.00
021-000-42400	GAS, OIL, GREASE	50,000.00	50,000.00	3,443.34	40,362.25	9,637.75
021-000-42401	TIRES, TUBES	22,500.00	22,500.00	1,800.95	3,396.77	19,103.23
021-000-42420	BRIDGE REPAIR	1,500.00	1,500.00	0.00	3,535.36	-2,035.36
021-000-42425	MACHINERY MAINTENANCE	60,000.00	60,000.00	1,413.24	32,394.70	27,605.30
021-000-42428	EQUIPMENT HAULING & TOWING	0.00	0.00	0.00	2,852.00	-2,852.00
021-000-42429	TOOL & EQUIPMENT RENTAL	0.00	0.00	0.00	270.00	-270.00
021-000-42500	TELEPHONE	0.00	0.00	152.92	1,070.44	-1,070.44
021-000-42510	UTILITIES	5,000.00	5,000.00	56.28	1,001.74	3,998.26
021-000-42523	SIGNS FOR ROADS	3,000.00	3,000.00	0.00	2,482.16	517.84
021-000-42640	EMPLOYEE PHYSICALS	500.00	500.00	0.00	83.00	417.00
021-000-42646	CONTRACT LABOR	2,500.00	2,500.00	0.00	0.00	2,500.00
021-000-42650	ASSOCIATION DUES	200.00	200.00	0.00	0.00	200.00
021-000-42659	TRAINING & EDUCATION	6,000.00	6,000.00	615.20	4,819.23	1,180.77
021-000-42998	MISCELLANEOUS SUPPLIES	8,000.00	8,000.00	0.00	3,245.95	4,754.05
021-000-43200	PURCHASE OF EQUIPMENT	50,000.00	50,000.00	0.00	24,500.00	25,500.00
021-000-44100	PRINCIPLE ON LEASE PURCHASE	61,415.59	61,415.59	0.00	61,446.17	-30.58
021-000-44200	INTEREST ON LEASE PURCHASE	25,597.54	25,597.54	0.00	25,566.96	30.58
	Expense Total:	**1,045,437.53**	**1,046,005.53**	**51,756.31**	**726,537.65**	**319,467.88**
	Fund: 021 - ROAD & BRIDGE I Surplus (Deficit):	**0.00**	**-568.00**	**-36,175.18**	**383,085.31**	
Fund: 022 - ROAD & BRIDGE II						
Revenue						
022-32116	UTILITY CONSTRUCTION PERMIT FEE	0.00	0.00	0.00	1,500.00	-1,500.00
022-35100	INTEREST ON INVESTMENTS	1,200.00	1,200.00	454.92	9,887.79	-8,687.79
022-35104	INTEREST TEXAS CLASS INVESTMENTS	3,000.00	3,000.00	0.00	6,643.31	-3,643.31
022-35110	TEXAS CONNECT -INTEREST ON INVESTME	0.00	0.00	4,652.27	29,068.37	-29,068.37
022-37000	REFUNDS	149.76	149.76	0.00	314.38	-164.62
022-37102	REIMBURSEMENTS	3,000.00	3,000.00	0.00	101,691.76	-98,691.76
022-39000	TRANSFER FROM GENERAL FUND	64,700.00	64,700.00	0.00	64,700.00	0.00

		Original Total Budget	Current Total Budget	MTD Activity	YTD Activity	Budget Remaining
022-39003	TRANSFER FROM GEN R&B	1,044,636.72	1,044,636.72	11,500.97	1,094,357.33	-49,720.61
	Revenue Total:	**1,116,686.48**	**1,116,686.48**	**16,608.16**	**1,308,162.94**	**-191,476.46**
Expense						
022-000-40000	SALARIES	309,381.00	309,381.00	23,454.40	230,005.40	79,375.60
022-000-40100	SOCIAL SECURITY	23,668.00	23,668.00	1,695.07	16,702.67	6,965.33
022-000-40110	RETIREMENT	21,533.00	21,533.00	1,613.14	15,266.40	6,266.60
022-000-40120	HOSPITALIZATION	63,442.00	63,442.00	4,593.32	44,138.41	19,303.59
022-000-40130	WORKERS' COMPENSATION	6,500.00	7,068.00	0.00	5,446.89	1,621.11
022-000-40140	UNEMPLOYMENT INSURANCE	917.00	917.00	32.72	323.77	593.23
022-000-42100	OFFICE SUPPLIES	1,500.00	1,500.00	0.00	168.02	1,331.98
022-000-42150	UNIFORMS	2,500.00	2,500.00	0.00	87.50	2,412.50
022-000-42160	ROAD MATERIAL	193,696.00	193,696.00	360.12	183,931.84	9,764.16
022-000-42161	CULVERTS	17,035.00	17,035.00	945.00	1,900.00	15,135.00
022-000-42392	LIABILITY INSURANCE	6,000.00	6,000.00	0.00	0.00	6,000.00
022-000-42400	GAS, OIL, GREASE	80,000.00	80,000.00	10,936.42	68,110.39	11,889.61
022-000-42401	TIRES, TUBES	17,000.00	17,000.00	575.10	15,011.67	1,988.33
022-000-42420	BRIDGE REPAIR	10,000.00	10,000.00	56.58	56.58	9,943.42
022-000-42425	MACHINERY MAINTENANCE	40,166.00	40,177.81	1,142.30	46,832.77	-6,654.96
022-000-42426	VEGETATION CONTROL	2,000.00	2,000.00	0.00	239.80	1,760.20
022-000-42428	EQUIPMENT HAULING/RENTAL/TOWING	5,000.00	5,000.00	0.00	0.00	5,000.00
022-000-42429	TOOL & EQUIPMENT RENTAL	25,000.00	25,000.00	97.22	272.21	24,727.79
022-000-42500	TELEPHONE	5,000.00	5,000.00	351.26	2,807.83	2,192.17
022-000-42510	UTILITIES	2,500.00	2,500.00	331.85	2,644.48	-144.48
022-000-42523	SIGNS FOR ROADS	3,000.00	3,000.00	212.86	1,555.46	1,444.54
022-000-42640	EMPLOYEE PHYSICALS	500.00	500.00	0.00	166.00	334.00
022-000-42659	TRAINING & EDUCATION	6,000.00	6,300.00	2,473.47	5,923.97	376.03
022-000-42998	MISCELLANEOUS SUPPLIES	25,460.00	25,460.00	718.96	6,415.39	19,044.61
022-000-43200	PURCHASE OF EQUIPMENT	112,824.00	112,824.00	779.99	87,539.43	25,284.57
022-000-44100	PRINCIPLE ON LEASE PURCHASES	90,999.83	90,999.83	0.00	89,972.73	1,027.10
022-000-44200	INTEREST ON LEASE PURCHASES	23,566.65	23,566.65	0.00	24,561.85	-995.20
022-000-49113	TRANSFER TO R & B, PCT. 1	21,498.00	21,498.00	1,648.96	14,840.64	6,657.36
	Expense Total:	**1,116,686.48**	**1,117,566.29**	**52,018.74**	**864,922.10**	**252,644.19**
	Fund: 022 - ROAD & BRIDGE II Surplus (Deficit):	**0.00**	**-879.81**	**-35,410.58**	**443,240.84**	
Fund: 023 - ROAD & BRIDGE III						
Revenue						
023-30000	BEGINNING BALANCE	3,093.55	3,093.55	0.00	0.00	3,093.55
023-32116	UTILITY CONSTRUCTION PERMIT FEE	0.00	0.00	0.00	3,000.00	-3,000.00
023-35100	INTEREST ON INVESTMENTS	1,500.00	1,500.00	691.95	10,323.20	-8,823.20
023-35104	INTEREST TEXAS CLASS INVESTMENTS	3,000.00	3,000.00	0.00	2,303.34	696.66
023-35110	TEXAS CONNECT -INTEREST ON INVESTME	0.00	0.00	3,115.16	20,439.70	-20,439.70
023-37000	REFUNDS	0.00	0.00	0.00	867.03	-867.03
023-37102	REIMBURSEMENTS	3,000.00	3,000.00	54.96	54.96	2,945.04
023-39000	TRANSFER FROM GENERAL FUND	64,700.00	64,700.00	0.00	64,700.00	0.00
023-39003	TRANSFER FROM GEN R&B	1,299,863.80	1,299,863.80	14,310.91	1,361,732.47	-61,868.67
023-39005	TRANSFER FROM R&B, PCT 4	21,997.50	21,997.50	1,670.66	15,035.94	6,961.56
	Revenue Total:	**1,397,154.85**	**1,397,154.85**	**19,843.64**	**1,478,456.64**	**-81,301.79**
Expense						
023-000-40000	SALARIES	507,564.00	507,564.00	36,563.77	353,471.12	154,092.88
023-000-40100	SOCIAL SECURITY	38,829.00	38,829.00	2,769.75	26,797.91	12,031.09
023-000-40110	RETIREMENT	35,327.00	35,327.00	2,519.14	24,123.02	11,203.98
023-000-40120	HOSPITALIZATION	114,195.00	114,195.00	10,116.84	92,491.56	21,703.44
023-000-40130	WORKERS' COMPENSATION	7,000.00	7,568.00	0.00	5,446.86	2,121.14
023-000-40140	UNEMPLOYMENT INSURANCE	1,532.00	1,532.00	56.30	545.83	986.17
023-000-42100	OFFICE SUPPLIES	1,500.00	1,500.00	0.00	160.48	1,339.52
023-000-42150	UNIFORMS	3,000.00	3,000.00	1,311.01	1,311.01	1,688.99
023-000-42160	ROAD MATERIAL	166,007.00	166,007.00	6,819.02	154,812.99	11,194.01
023-000-42161	CULVERTS	24,500.00	24,500.00	0.00	13,754.55	10,745.45
023-000-42392	LIABILITY INSURANCE	6,000.00	6,000.00	0.00	0.00	6,000.00

		Original Total Budget	Current Total Budget	MTD Activity	YTD Activity	Budget Remaining
023-000-42400	GAS, OIL, GREASE	90,000.00	90,000.00	9,871.60	61,574.43	28,425.57
023-000-42401	TIRES, TUBES	22,500.00	22,500.00	277.95	13,388.00	9,112.00
023-000-42420	BRIDGE REPAIR	20,000.00	20,000.00	0.00	0.00	20,000.00
023-000-42425	MACHINERY MAINTENANCE	44,244.00	44,244.00	13,661.71	52,485.78	-8,241.78
023-000-42428	EQUIPMENT HAULING & TOWING	5,000.00	5,000.00	0.00	1,000.00	4,000.00
023-000-42429	TOOL & EQUIPMENT RENTAL	15,000.00	15,000.00	0.00	135.00	14,865.00
023-000-42500	TELEPHONE	6,000.00	6,000.00	75.21	1,462.64	4,537.36
023-000-42510	UTILITIES	3,000.00	3,000.00	141.75	1,712.16	1,287.84
023-000-42523	SIGNS FOR ROADS	3,000.00	3,000.00	80.92	80.92	2,919.08
023-000-42640	EMPLOYEE PHYSICALS	1,000.00	1,000.00	0.00	129.20	870.80
023-000-42659	TRAINING & EDUCATION	6,000.00	6,948.02	0.00	1,968.52	4,979.50
023-000-42998	MISCELLANEOUS SUPPLIES	10,000.00	10,000.00	486.60	4,419.67	5,580.33
023-000-43200	PURCHASE OF EQUIPMENT	38,000.00	38,000.00	0.00	30,749.99	7,250.01
023-000-43902	PURCHASE OF PROPERTY/BUILDINGS	42,000.00	42,000.00	0.00	0.00	42,000.00
023-000-44100	PRINCIPLE LEASE PAYMENT	146,276.56	146,276.56	0.00	105,192.54	41,084.02
023-000-44200	INTEREST ON LEASE PAYMENT	39,680.29	39,680.29	0.00	12,065.65	27,614.64
	Expense Total:	**1,397,154.85**	**1,398,670.87**	**84,751.57**	**959,279.83**	**439,391.04**
	Fund: 023 - ROAD & BRIDGE III Surplus (Deficit):	**0.00**	**-1,516.02**	**-64,907.93**	**519,176.81**	
Fund: 024 - ROAD & BRIDGE IV						
Revenue						
024-30000	BEGINNING BALANCE	177,940.12	177,940.12	0.00	0.00	177,940.12
024-32116	UTILITY CONSTRUCTION PERMIT FEE	0.00	0.00	1,500.00	1,500.00	-1,500.00
024-35100	INTEREST ON INVESTMENTS	1,200.00	1,200.00	1,675.16	14,705.80	-13,505.80
024-35104	INTEREST TEXAS CLASS INVESTMENTS	6,500.00	6,500.00	0.00	1,645.81	4,854.19
024-35105	INTEREST FNB WICHITA FALLS INVESTMEN	0.00	0.00	0.00	3,016.97	-3,016.97
024-35110	TEXAS CONNECT -INTEREST ON INVESTME	0.00	0.00	2,545.52	14,289.51	-14,289.51
024-37000	REFUNDS	0.00	0.00	0.00	825.00	-825.00
024-37102	REIMBURSEMENTS	3,000.00	3,000.00	0.00	0.00	3,000.00
024-39000	TRANSFER FROM GENERAL FUND	64,700.00	64,700.00	0.00	64,700.00	0.00
024-39003	TRANSFER FROM GEN R&B	1,180,027.23	1,180,027.23	12,991.56	1,236,192.04	-56,164.81
024-39200	SALE OF EQUIPMENT	0.00	0.00	0.00	51,040.00	-51,040.00
	Revenue Total:	**1,433,367.35**	**1,433,367.35**	**18,712.24**	**1,387,915.13**	**45,452.22**
Expense						
024-000-40021	SALARIES & PART-TIME HELP	505,858.00	505,858.00	27,932.85	283,416.73	222,441.27
024-000-40100	SOCIAL SECURITY	38,699.00	38,699.00	2,095.93	21,048.35	17,650.65
024-000-40110	RETIREMENT	35,208.00	35,208.00	1,921.63	19,506.50	15,701.50
024-000-40120	HOSPITALIZATION	116,493.00	116,493.00	7,857.30	73,873.82	42,619.18
024-000-40130	WORKERS' COMPENSATION	5,970.00	6,538.00	0.00	5,446.86	1,091.14
024-000-40140	UNEMPLOYMENT INSURANCE	1,087.00	1,087.00	50.29	457.94	629.06
024-000-42100	OFFICE SUPPLIES	1,500.00	1,500.00	0.00	181.67	1,318.33
024-000-42150	UNIFORMS	3,000.00	3,000.00	101.45	2,798.80	201.20
024-000-42160	ROAD MATERIAL	192,500.00	192,500.00	7,100.26	172,721.19	19,778.81
024-000-42161	CULVERTS	33,312.00	33,312.00	0.00	12,200.99	21,111.01
024-000-42392	LIABILITY INSURANCE	7,500.00	7,500.00	0.00	0.00	7,500.00
024-000-42400	GAS, OIL, GREASE	90,000.00	90,000.00	12,357.78	80,836.38	9,163.62
024-000-42401	TIRES, TUBES	20,000.00	20,000.00	1,243.80	6,764.00	13,236.00
024-000-42420	BRIDGE REPAIR	5,000.00	5,000.00	0.00	0.00	5,000.00
024-000-42425	MACHINERY MAINTENANCE	77,050.00	77,050.00	3,472.98	27,976.27	49,073.73
024-000-42428	EQUIPMENT HAULING & TOWING	5,000.00	5,000.00	0.00	200.00	4,800.00
024-000-42429	TOOL & EQUIPMENT RENTAL	8,236.00	8,236.00	0.00	0.00	8,236.00
024-000-42500	TELEPHONE	6,000.00	6,000.00	0.00	0.00	6,000.00
024-000-42510	UTILITIES	7,000.00	7,000.00	1,012.66	7,284.28	-284.28
024-000-42523	SIGNS FOR ROADS	3,000.00	3,000.00	182.52	540.16	2,459.84
024-000-42640	EMPLOYEE PHYSICALS	500.00	500.00	0.00	0.00	500.00
024-000-42659	TRAINING & EDUCATION	5,000.00	5,850.00	0.00	850.00	5,000.00
024-000-42998	MISCELLANEOUS SUPPLIES	7,500.00	7,500.00	752.74	3,313.95	4,186.05
024-000-43200	PURCHASE OF EQUIPMENT	50,000.00	50,000.00	0.00	1,620.79	48,379.21
024-000-44100	PRINCIPLE ON LEASE PAYMENT	146,276.56	146,276.56	0.00	128,216.08	18,060.48

		Original Total Budget	Current Total Budget	MTD Activity	YTD Activity	Budget Remaining
024-000-44200	INTEREST ON LEASE PAYMENTS	39,680.29	39,680.29	0.00	38,603.77	1,076.52
024-000-49115	TRANSFER TO R & B, PCT. 3	21,997.50	21,997.50	1,670.66	15,035.94	6,961.56
	Expense Total:	**1,433,367.35**	**1,434,785.35**	**67,752.85**	**902,894.47**	**531,890.88**
	Fund: 024 - ROAD & BRIDGE IV Surplus (Deficit):	**0.00**	**-1,418.00**	**-49,040.61**	**485,020.66**	
Fund: 025 - TYLER CO AIRPORT						
Revenue						
025-32101	AIRPORT FEES/RENTAL	1,500.00	1,500.00	400.00	7,183.00	-5,683.00
025-35100	INTEREST ON INVESTMENTS	250.00	250.00	233.07	1,779.94	-1,529.94
025-35104	INTEREST TEXAS CLASS INVESTMENTS	0.00	0.00	74.75	655.81	-655.81
025-36108	GRANT FUNDING	0.00	0.00	0.00	30,995.89	-30,995.89
025-39000	TRANSFER FROM GENERAL FUND	91,106.00	91,106.00	0.00	91,106.00	0.00
	Revenue Total:	**92,856.00**	**92,856.00**	**707.82**	**131,720.64**	**-38,864.64**
Expense						
025-000-40000	SALARIES	27,000.00	27,000.00	3,450.00	22,845.00	4,155.00
025-000-40100	SOCIAL SECURITY	2,066.00	2,066.00	263.93	1,747.66	318.34
025-000-40110	RETIREMENT	1,880.00	1,880.00	240.12	1,590.25	289.75
025-000-40130	WORKERS' COMPENSATION	100.00	100.00	0.00	0.00	100.00
025-000-40140	UNEMPLOYMENT INSURANCE	254.00	254.00	3.24	22.01	231.99
025-000-42238	STUDY FOR AIRPORT	0.00	0.00	0.00	34,979.00	-34,979.00
025-000-42390	INSURANCE	3,056.00	3,056.00	0.00	0.00	3,056.00
025-000-42400	GAS, OIL, GREASE	5,000.00	5,000.00	463.87	2,711.82	2,288.18
025-000-42410	REPAIRS & MAINTENANCE	40,000.00	40,000.00	259.85	32,399.73	7,600.27
025-000-42510	UTILITIES	13,500.00	13,500.00	541.15	3,337.03	10,162.97
	Expense Total:	**92,856.00**	**92,856.00**	**5,222.16**	**99,632.50**	**-6,776.50**
	Fund: 025 - TYLER CO AIRPORT Surplus (Deficit):	**0.00**	**0.00**	**-4,514.34**	**32,088.14**	
Fund: 026 - TYLER CO. RODEO ARENA/FAIRGRND						
Revenue						
026-30000	BEGINNING BALANCE	13,300.00	13,300.00	0.00	0.00	13,300.00
026-31145	RODEO ARENA FEES	2,300.00	2,300.00	0.00	0.00	2,300.00
026-35100	INTEREST ON INVESTMENTS	30.00	30.00	0.00	0.00	30.00
026-35104	INTEREST TEXAS CLASS INVESTMENTS	0.00	0.00	52.76	462.80	-462.80
026-39000	TRANSFER FROM GENERAL FUND	46,176.00	46,176.00	0.00	46,176.00	0.00
	Revenue Total:	**61,806.00**	**61,806.00**	**52.76**	**46,638.80**	**15,167.20**
Expense						
026-000-40000	SALARIES	18,476.00	18,476.00	0.00	0.00	18,476.00
026-000-40100	SOCIAL SECURITY	1,414.00	1,414.00	0.00	0.00	1,414.00
026-000-40110	RETIREMENT	1,286.00	1,286.00	0.00	0.00	1,286.00
026-000-40140	UNEMPLOYMENT INSURANCE	100.00	100.00	0.00	0.00	100.00
026-000-42117	WESTERN/DOGWOOD WEEKEND EXPENSE	10,500.00	10,500.00	0.00	5,575.00	4,925.00
026-000-42400	GAS, OIL, GREASE	7,500.00	7,500.00	0.00	189.98	7,310.02
026-000-42410	REPAIRS & MAINTENANCE	17,330.00	17,330.00	84.44	8,205.97	9,124.03
026-000-42510	UTILITIES	5,200.00	5,200.00	813.87	4,775.52	424.48
	Expense Total:	**61,806.00**	**61,806.00**	**898.31**	**18,746.47**	**43,059.53**
	Fund: 026 - TYLER CO. RODEO ARENA/FAIRGRND Surplus (Deficit):	**0.00**	**0.00**	**-845.55**	**27,892.33**	
Fund: 027 - MIT HAZARD MITIGATION PLANS GRANT						
Revenue						
027-31100	FEDERAL AID	0.00	0.00	0.00	12,500.00	-12,500.00
	Revenue Total:	**0.00**	**0.00**	**0.00**	**12,500.00**	**-12,500.00**
Expense						
027-000-42611	ADMINISTRATION	0.00	0.00	0.00	2,500.00	-2,500.00
	Expense Total:	**0.00**	**0.00**	**0.00**	**2,500.00**	**-2,500.00**
	Fund: 027 - MIT HAZARD MITIGATION PLANS GRANT Surplus (Deficit):	**0.00**	**0.00**	**0.00**	**10,000.00**	
Fund: 028 - ECONOMIC DEVELOPMENT						
Revenue						
028-35100	INTEREST ON INVESTMENTS	100.00	100.00	0.00	0.00	100.00
028-35104	INTEREST TEXAS CLASS INVESTMENTS	0.00	0.00	178.50	1,411.97	-1,411.97

		Original Total Budget	Current Total Budget	MTD Activity	YTD Activity	Budget Remaining
028-38111	MISCELLANEOUS REFUNDS	0.00	0.00	0.00	3,974.00	-3,974.00
028-39000	TRANSFER FROM GENERAL FUND	10,500.00	10,500.00	0.00	10,500.00	0.00
	Revenue Total:	**10,600.00**	**10,600.00**	**178.50**	**15,885.97**	**-5,285.97**
Expense						
028-000-42188	ECONOMIC DEVELOPMENT PROJECTS	5,000.00	6,474.00	0.00	6,474.00	0.00
028-000-42214	TEXAS FOREST PARTNERSHIP	1,500.00	1,500.00	0.00	0.00	1,500.00
028-000-42499	MISCELLANEOUS EXPENSE	4,100.00	4,100.00	0.00	465.00	3,635.00
	Expense Total:	**10,600.00**	**12,074.00**	**0.00**	**6,939.00**	**5,135.00**
	Fund: 028 - ECONOMIC DEVELOPMENT Surplus (Deficit):	**0.00**	**-1,474.00**	**178.50**	**8,946.97**	
Fund: 029 - BENEVOLENCE FUND						
Revenue						
029-35100	INTEREST ON INVESTMENTS	0.00	0.00	11.75	68.61	-68.61
029-35104	INTEREST TEXAS CLASS INVESTMENTS	0.00	0.00	14.15	301.39	-301.39
029-39000	TRANSFER FROM GENERAL	1,000.00	1,000.00	0.00	1,000.00	0.00
	Revenue Total:	**1,000.00**	**1,000.00**	**25.90**	**1,370.00**	**-370.00**
Expense						
029-000-42499	MISCELLANEOUS EXPENSE	500.00	500.00	0.00	0.00	500.00
029-000-42684	FLORALS	500.00	500.00	0.00	463.61	36.39
	Expense Total:	**1,000.00**	**1,000.00**	**0.00**	**463.61**	**536.39**
	Fund: 029 - BENEVOLENCE FUND Surplus (Deficit):	**0.00**	**0.00**	**25.90**	**906.39**	
Fund: 030 - DIST CL'K STATE APPROP						
Revenue						
030-35100	INTEREST ON INVESTMENTS	100.00	100.00	0.00	0.00	100.00
030-35104	INTEREST TEXAS CLASS INVESTMENTS	48,492.00	48,492.00	174.29	1,529.40	46,962.60
	Revenue Total:	**48,592.00**	**48,592.00**	**174.29**	**1,529.40**	**47,062.60**
Expense						
030-000-43200	PURCHASE OF EQUIPMENT	2,592.00	2,592.00	0.00	0.00	2,592.00
030-000-48000	MISCELLANEOUS EXPENSE	46,000.00	46,000.00	0.00	0.00	46,000.00
	Expense Total:	**48,592.00**	**48,592.00**	**0.00**	**0.00**	**48,592.00**
	Fund: 030 - DIST CL'K STATE APPROP Surplus (Deficit):	**0.00**	**0.00**	**174.29**	**1,529.40**	
Fund: 031 - COUNTY CLERK RMP						
Revenue						
031-30000	BEGINNING BALANCE	363,444.00	363,444.00	0.00	0.00	363,444.00
031-31143	RECORD ARCHIVE FEES	0.00	0.00	3,904.00	31,293.00	-31,293.00
031-32524	COUNTY CLERK FEES (RMP)	50,000.00	50,000.00	3,950.00	31,697.00	18,303.00
031-32539	CLERK RECORDS ARCHIVE FEES (ARCHV)	50,000.00	50,000.00	0.00	0.00	50,000.00
031-35100	INTEREST ON INVESTMENTS	600.00	600.00	0.00	0.00	600.00
031-35104	INTEREST TEXAS CLASS INVESTMENTS	0.00	0.00	25.33	477.32	-477.32
031-35105	INTEREST FNB WICHITA FALLS INVESTMEN	0.00	0.00	0.00	7,221.40	-7,221.40
	Revenue Total:	**464,044.00**	**464,044.00**	**7,879.33**	**70,688.72**	**393,355.28**
Expense						
031-000-40000	SALARIES	49,148.00	49,148.00	0.00	0.00	49,148.00
031-000-40100	SOCIAL SECURITY	3,760.00	3,760.00	0.00	0.00	3,760.00
031-000-40110	RETIREMENT	3,421.00	3,421.00	0.00	0.00	3,421.00
031-000-40120	HOSPITALIZATION	8,600.00	8,600.00	0.00	0.00	8,600.00
031-000-40130	WORKERS' COMPENSATION	100.00	100.00	0.00	0.00	100.00
031-000-40140	UNEMPLOYMENT INSURANCE	100.00	100.00	0.00	0.00	100.00
031-000-42191	MISC. EXPENSE-RMP	105,000.00	105,000.00	0.00	0.00	105,000.00
031-000-42694	PRESERVATION-ARCHIVE	177,478.00	177,478.00	116,454.22	118,154.22	59,323.78
031-000-42695	PRESERVATION-RMP	56,437.00	56,437.00	0.00	0.00	56,437.00
031-000-42903	MISC. EXPENSE-ARCHIVE	5,000.00	5,000.00	0.00	0.00	5,000.00
031-000-43200	PURCHASE OF EQUIPMENT	55,000.00	55,000.00	0.00	0.00	55,000.00
	Expense Total:	**464,044.00**	**464,044.00**	**116,454.22**	**118,154.22**	**345,889.78**
	Fund: 031 - COUNTY CLERK RMP Surplus (Deficit):	**0.00**	**0.00**	**-108,574.89**	**-47,465.50**	

		Original Total Budget	Current Total Budget	MTD Activity	YTD Activity	Budget Remaining
Fund: 032 - C D A FORFEITURE						
Revenue						
032-30000	BEGINNING BALANCE	15,000.00	15,000.00	0.00	0.00	15,000.00
032-32529	DIST. ATTY FORFEITURES AWARDED	20.00	20.00	0.00	0.00	20.00
032-35100	INTEREST ON INVESTMENTS	0.00	0.00	1.98	13.00	-13.00
032-35104	INTEREST TEXAS CLASS INVESTMENTS	0.00	0.00	31.65	277.69	-277.69
	Revenue Total:	**15,020.00**	**15,020.00**	**33.63**	**290.69**	**14,729.31**
Expense						
032-000-42101	SUPPLIES	1,520.00	1,520.00	0.00	0.00	1,520.00
032-000-42661	TRAINING & EDUCATION	1,000.00	1,000.00	0.00	0.00	1,000.00
032-000-42679	FACILITY COSTS	500.00	500.00	0.00	0.00	500.00
032-000-48000	MISCELLANEOUS EXPENSE	10,000.00	10,000.00	0.00	0.00	10,000.00
032-000-48006	EQUIPMENT	2,000.00	2,000.00	0.00	0.00	2,000.00
	Expense Total:	**15,020.00**	**15,020.00**	**0.00**	**0.00**	**15,020.00**
	Fund: 032 - C D A FORFEITURE Surplus (Deficit):	**0.00**	**0.00**	**33.63**	**290.69**	
Fund: 033 - SHERIFF FORFEITURE						
Revenue						
033-30000	BEGINNING BALANCE	5,900.00	0.00	0.00	0.00	0.00
033-31151	SHERIFF FORFEITURES AWARDED	0.00	-40,915.57	0.00	1,292.50	-42,208.07
033-35100	INTEREST ON INVESTMENTS	0.00	0.00	119.97	964.68	-964.68
033-35104	INTEREST TEXAS CLASS INVESTMENTS	0.00	0.00	35.15	308.53	-308.53
	Revenue Total:	**5,900.00**	**-40,915.57**	**155.12**	**2,565.71**	**-43,481.28**
Expense						
033-000-48000	UNIFORMS/MISC. EXPENSE	250.00	250.00	0.00	0.00	250.00
033-000-48003	BUY MONEY	1,000.00	1,000.00	0.00	0.00	1,000.00
033-000-48005	WEAPONS & AMMO	4,000.00	4,000.00	0.00	0.00	4,000.00
033-000-48006	EQUIPMENT	650.00	40,915.57	0.00	9,866.39	31,049.18
	Expense Total:	**5,900.00**	**46,165.57**	**0.00**	**9,866.39**	**36,299.18**
	Fund: 033 - SHERIFF FORFEITURE Surplus (Deficit):	**0.00**	**-87,081.14**	**155.12**	**-7,300.68**	
Fund: 034 - DISTRICT CLERK RMP						
Revenue						
034-30000	BEGINNING BALANCE	3,680.00	3,680.00	0.00	0.00	3,680.00
034-32530	DISTRICT CLERK ARCHIVE FEE	1,320.00	1,320.00	0.00	197.50	1,122.50
034-35100	INTEREST ON INVESTMENTS	0.00	0.00	969.62	8,669.94	-8,669.94
034-35104	INTEREST TEXAS CLASS INVESTMENTS	0.00	0.00	16.83	146.20	-146.20
034-39029	TRANSFER FROM GENERAL FUND	150,000.00	150,000.00	0.00	150,000.00	0.00
	Revenue Total:	**155,000.00**	**155,000.00**	**986.45**	**159,013.64**	**-4,013.64**
Expense						
034-000-43200	PURCHASE OF EQUIPMENT	1,250.00	1,250.00	0.00	0.00	1,250.00
034-000-48000	MISCELLANEOUS EXPENSE	1,250.00	1,250.00	0.00	0.00	1,250.00
034-000-48001	MISCELLANEOUS EXPENSE-ARCHIVE	1,250.00	1,250.00	0.00	0.00	1,250.00
034-000-48009	RECORD PRESERVATION-ARCHIVE	150,000.00	150,000.00	0.00	140,098.63	9,901.37
034-000-48010	RECORDS PRESERVATION	1,250.00	1,250.00	0.00	82,304.00	-81,054.00
	Expense Total:	**155,000.00**	**155,000.00**	**0.00**	**222,402.63**	**-67,402.63**
	Fund: 034 - DISTRICT CLERK RMP Surplus (Deficit):	**0.00**	**0.00**	**986.45**	**-63,388.99**	
Fund: 035 - AMERICAN RESCUE PLAN ACT FUNDING						
Revenue						
035-31301	ARPA FUNDING	2,104,766.00	2,104,766.00	0.00	0.00	2,104,766.00
035-35104	INTEREST TEXAS CLASS INVESTMENTS	0.00	0.00	0.00	5,774.09	-5,774.09
	Revenue Total:	**2,104,766.00**	**2,104,766.00**	**0.00**	**5,774.09**	**2,098,991.91**
Expense						
035-000-42138	CONTRACT MEDICAL EXPENSE/HOSPITAL	106,641.06	106,641.06	0.00	0.00	106,641.06
035-000-42170	BROADBAND PROJECTS	1,476,991.94	1,476,991.94	0.00	0.00	1,476,991.94
035-000-42173	WATER/SEWER PROJECTS	500,000.00	500,000.00	0.00	0.00	500,000.00
035-000-42610	ADMINISTRATION	0.00	0.00	0.00	80,000.00	-80,000.00
035-000-42998	COVID-19 MISC. EXPENSE	21,133.00	21,133.00	0.00	0.00	21,133.00

		Original Total Budget	Current Total Budget	MTD Activity	YTD Activity	Budget Remaining
035-496-49110	TRANSFER TO GENERAL FUND	0.00	0.00	0.00	485,445.52	-485,445.52
	Expense Total:	**2,104,766.00**	**2,104,766.00**	**0.00**	**565,445.52**	**1,539,320.48**
Fund: 035 - AMERICAN RESCUE PLAN ACT FUNDING Surplus (Deficit):		**0.00**	**0.00**	**0.00**	**-559,671.43**	
Fund: 036 - LIBRARY FUND						
Revenue						
036-32517	COUNTY CLERK FINES	2,500.00	2,500.00	455.00	3,465.00	-965.00
036-32522	DISTRICT CLERK FINES	5,000.00	5,000.00	0.00	7,980.00	-2,980.00
036-35100	INTEREST ON INVESTMENTS	100.00	100.00	143.83	903.35	-803.35
036-35104	INTEREST TEXAS CLASS INVESTMENTS	0.00	0.00	322.31	2,820.08	-2,820.08
036-39000	TRANSFER FROM GENERAL	25,000.00	25,000.00	0.00	25,000.00	0.00
	Revenue Total:	**32,600.00**	**32,600.00**	**921.14**	**40,168.43**	**-7,568.43**
Expense						
036-000-48007	LIBRARY BOOKS & SUPPLIES	32,600.00	32,600.00	2,593.85	24,712.65	7,887.35
	Expense Total:	**32,600.00**	**32,600.00**	**2,593.85**	**24,712.65**	**7,887.35**
Fund: 036 - LIBRARY FUND	**Surplus (Deficit):**	**0.00**	**0.00**	**-1,672.71**	**15,455.78**	
Fund: 041 - PEACE OFFICER SERVICE FEES						
Revenue						
041-31142	PEACE OFFICER FEES	0.00	0.00	1,050.00	9,550.00	-9,550.00
041-35100	INTEREST ON INVESTMENTS	0.00	0.00	152.76	940.40	-940.40
041-35104	INTEREST TEXAS CLASS INVESTMENTS	0.00	0.00	351.58	3,084.96	-3,084.96
041-37102	REIMBURSEMENT- STATE AID PEACE OFFIC	0.00	0.00	0.00	4,859.68	-4,859.68
	Revenue Total:	**0.00**	**0.00**	**1,554.34**	**18,435.04**	**-18,435.04**
Expense						
041-000-42659	TRAVEL & EDUCATION	0.00	0.00	0.00	5,718.60	-5,718.60
	Expense Total:	**0.00**	**0.00**	**0.00**	**5,718.60**	**-5,718.60**
Fund: 041 - PEACE OFFICER SERVICE FEES Surplus (Deficit):		**0.00**	**0.00**	**1,554.34**	**12,716.44**	
Fund: 042 - HAVA GRANT/CARES ACT						
Revenue						
042-35100	INTEREST ON INVESTMENTS	0.00	0.00	122.63	804.33	-804.33
	Revenue Total:	**0.00**	**0.00**	**122.63**	**804.33**	**-804.33**
Fund: 042 - HAVA GRANT/CARES ACT Total:		**0.00**	**0.00**	**122.63**	**804.33**	
Fund: 043 - JAIL INTEREST & SINKING						
Revenue						
043-30000	BEGINNING BALANCE	100,000.00	100,000.00	0.00	0.00	100,000.00
043-31020	DELINQUENT AD VALOREM	1,000.00	1,000.00	0.00	7.46	992.54
043-35100	INTEREST ON INVESTMENTS	1,500.00	1,500.00	1,016.61	9,666.85	-8,166.85
	Revenue Total:	**102,500.00**	**102,500.00**	**1,016.61**	**9,674.31**	**92,825.69**
Expense						
043-000-42410	REPAIRS & MAINTENANCE	100,000.00	100,000.00	1,431.00	30,750.40	69,249.60
043-000-43151	BUILDING PROJECTS	2,500.00	2,500.00	0.00	0.00	2,500.00
043-000-43200	PURCHASE OF EQUIPMENT	0.00	0.00	0.00	17,678.89	-17,678.89
	Expense Total:	**102,500.00**	**102,500.00**	**1,431.00**	**48,429.29**	**54,070.71**
Fund: 043 - JAIL INTEREST & SINKING Surplus (Deficit):		**0.00**	**0.00**	**-414.39**	**-38,754.98**	
Fund: 044 - COURTHOUSE SECURITY						
Revenue						
044-30000	BEGINNING BALANCE	2,644.00	2,644.00	0.00	0.00	2,644.00
044-32112	COURTHOUSE SECURITY FEES	25,255.00	25,255.00	260.00	6,709.05	18,545.95
044-35100	INTEREST ON INVESTMENTS	240.00	240.00	0.00	0.00	240.00
044-35104	INTEREST TEXAS CLASS INVESTMENTS	0.00	0.00	65.87	577.78	-577.78
044-39000	TRANSFER FROM GENERAL FUND	108,405.00	108,405.00	0.00	108,405.00	0.00
	Revenue Total:	**136,544.00**	**136,544.00**	**325.87**	**115,691.83**	**20,852.17**
Expense						
044-000-40000	COURTHOUSE SECURITY OFFICER	90,467.00	90,467.00	6,058.40	54,659.72	35,807.28
044-000-40100	SOCIAL SECURITY	6,921.00	6,921.00	458.46	4,138.80	2,782.20
044-000-40110	RETIREMENT	6,297.00	6,297.00	412.27	3,731.07	2,565.93

		Original Total Budget	Current Total Budget	MTD Activity	YTD Activity	Budget Remaining
044-000-40120	HOSPITALIZATION	12,689.00	12,689.00	521.20	1,303.00	11,386.00
044-000-40140	UNEMPLOYMENT INSURANCE	170.00	170.00	7.86	33.17	136.83
044-000-42499	MISCELLANEOUS EXPENSE	2,000.00	2,000.00	0.00	0.00	2,000.00
044-000-43200	PURCHASE OF EQUIPMENT	18,000.00	18,000.00	0.00	0.00	18,000.00
	Expense Total:	**136,544.00**	**136,544.00**	**7,458.19**	**63,865.76**	**72,678.24**
	Fund: 044 - COURTHOUSE SECURITY Surplus (Deficit):	**0.00**	**0.00**	**-7,132.32**	**51,826.07**	
Fund: 045 - COUNTY-RMP						
Revenue						
045-30000	BEGINNING BALANCE	46,885.00	46,885.00	0.00	0.00	46,885.00
045-32527	DIST. & CO. CLERK FEES	4,000.00	4,000.00	0.00	8,172.88	-4,172.88
045-35100	INTEREST ON INVESTMENTS	350.00	350.00	178.37	1,121.44	-771.44
045-35104	INTEREST TEXAS CLASS INVESTMENTS	0.00	0.00	298.83	2,622.25	-2,622.25
	Revenue Total:	**51,235.00**	**51,235.00**	**477.20**	**11,916.57**	**39,318.43**
Expense						
045-000-43200	PURCHASE OF EQUIPMENT	14,500.00	14,500.00	0.00	0.00	14,500.00
045-000-48000	MISCELLANEOUS EXPENSE	36,735.00	36,735.00	0.00	0.00	36,735.00
	Expense Total:	**51,235.00**	**51,235.00**	**0.00**	**0.00**	**51,235.00**
	Fund: 045 - COUNTY-RMP Surplus (Deficit):	**0.00**	**0.00**	**477.20**	**11,916.57**	
Fund: 046 - RESTITUTION (DISTRICT CLERK)						
Revenue						
046-32507	RESTITUTION COLLECTED (DISTRICT CLERK)	0.00	0.00	0.00	8,920.32	-8,920.32
046-35100	INTEREST ON INVESTMENTS	0.00	0.00	56.60	327.02	-327.02
	Revenue Total:	**0.00**	**0.00**	**56.60**	**9,247.34**	**-9,247.34**
	Fund: 046 - RESTITUTION (DISTRICT CLERK) Total:	**0.00**	**0.00**	**56.60**	**9,247.34**	
Fund: 047 - COUNTY-WIDE RIGHT-OF-WAY FUNDB						
Revenue						
047-30000	BEGINNING BALANCE	253,606.44	253,606.44	0.00	0.00	253,606.44
047-30404	PARTIAL CARRYOVER	500,000.00	500,000.00	0.00	0.00	500,000.00
047-35100	INTEREST ON INVESTMENTS	1,000.00	1,000.00	0.00	0.00	1,000.00
047-35104	INTEREST TEXAS CLASS INVESTMENTS	0.00	0.00	4.63	40.81	-40.81
047-35105	INTEREST FNB WICHITA FALLS INVESTMEN	0.00	0.00	0.00	7,039.57	-7,039.57
	Revenue Total:	**754,606.44**	**754,606.44**	**4.63**	**7,080.38**	**747,526.06**
Expense						
047-000-43110	RIGHT-OF-WAY PURCHASES	1,000.00	1,000.00	0.00	0.00	1,000.00
047-000-48008	PROFESSIONAL SERVICES	500,000.00	500,000.00	0.00	0.00	500,000.00
047-496-49110	TRANSFER TO GENERAL FUND	253,606.44	253,606.44	0.00	0.00	253,606.44
	Expense Total:	**754,606.44**	**754,606.44**	**0.00**	**0.00**	**754,606.44**
	Fund: 047 - COUNTY-WIDE RIGHT-OF-WAY FUNDB Surplus (Deficit):	**0.00**	**0.00**	**4.63**	**7,080.38**	
Fund: 048 - EMERGENCY DISASTER RELIEF						
Revenue						
048-30000	BEGINNING BALANCE	800,000.00	800,000.00	0.00	0.00	800,000.00
048-35100	INTEREST ON INVESTMENTS	5,000.00	5,000.00	0.00	216.09	4,783.91
048-35104	INTEREST TEXAS CLASS INVESTMENTS	0.00	0.00	221.27	1,934.61	-1,934.61
048-35105	INTEREST FNB WICHITA FALLS INVESTMEN	150,000.00	150,000.00	0.00	40,226.14	109,773.86
048-35110	TX CONNECT- INTEREST ON INVESTMENTS	0.00	0.00	620.86	620.86	-620.86
048-35111	INTEREST ON INVESTMENTS - MEEDER INV	0.00	0.00	0.00	39,136.61	-39,136.61
	Revenue Total:	**955,000.00**	**955,000.00**	**842.13**	**82,134.31**	**872,865.69**
Expense						
048-000-42118	AMBULANCE SERVICES	150,000.00	150,000.00	0.00	116,684.80	33,315.20
048-000-42165	EMERGENCY PROTECTIVE MEASURES	38,709.00	38,709.00	0.00	0.00	38,709.00
048-000-42166	ROAD & DITCH RESTORATION	47,723.00	47,723.00	0.00	0.00	47,723.00
048-000-42167	EMERGENCY WORK/DEBRIS CLEARANC	44,723.00	44,723.00	0.00	0.00	44,723.00
048-000-42179	COUNTY WIDE DEBRIS REMOVAL	44,723.00	44,723.00	0.00	0.00	44,723.00
048-000-42184	COVID-19 LOCAL EXPENSE	47,723.00	47,723.00	0.00	0.00	47,723.00
048-000-42205	SHELTERING OF EVACUEES	44,723.00	44,723.00	0.00	0.00	44,723.00
048-000-42213	TEMPORARY DEBRIS STORAGE/REDUC	44,723.00	44,723.00	0.00	0.00	44,723.00

		Original Total Budget	Current Total Budget	MTD Activity	YTD Activity	Budget Remaining
048-000-42219	COVID-19 MUTUAL AID EXPENSE	44,723.00	44,723.00	0.00	0.00	44,723.00
048-000-42399	PURCHASE OF LAND	0.00	5,016.00	0.00	156,440.00	-151,424.00
048-000-42400	GAS, OIL, GREASE	44,723.00	44,723.00	0.00	0.00	44,723.00
048-000-42410	REPAIRS & MAINTENANCE	44,723.00	44,723.00	0.00	274.00	44,449.00
048-000-42421	DAMAGES & REPAIRS	44,723.00	44,723.00	0.00	0.00	44,723.00
048-000-42513	UTILITIES-EOC	44,723.00	44,723.00	0.00	0.00	44,723.00
048-000-42600	PROFESSIONAL SERVICES	44,723.00	44,723.00	0.00	0.00	44,723.00
048-000-42646	CONTRACT LABOR	44,723.00	44,723.00	0.00	0.00	44,723.00
048-000-42665	TRAVEL/MILEAGE	44,723.00	44,723.00	0.00	0.00	44,723.00
048-000-42681	FIELD HOSPITAL SERVICES	44,723.00	44,723.00	0.00	0.00	44,723.00
048-000-42998	MISCELLANEOUS SUPPLIES	44,723.00	44,723.00	0.00	0.00	44,723.00
048-000-43200	PURCHASE OF EQUIPMENT	44,723.00	44,723.00	0.00	0.00	44,723.00
	Expense Total:	**955,000.00**	**960,016.00**	**0.00**	**273,398.80**	**686,617.20**
	Fund: 048 - EMERGENCY DISASTER RELIEF Surplus (Deficit):	**0.00**	**-5,016.00**	**842.13**	**-191,264.49**	
Fund: 049 - C D A TRUST						
Revenue						
049-31144	RESTITUTION COLLECTED	10,000.00	10,000.00	0.00	47,800.00	-37,800.00
049-35100	INTEREST ON INVESTMENTS	0.00	0.00	70.81	463.69	-463.69
	Revenue Total:	**10,000.00**	**10,000.00**	**70.81**	**48,263.69**	**-38,263.69**
Expense						
049-000-42908	RESTITUTION MISC. EXPENSE	10,000.00	10,000.00	0.00	47,560.00	-37,560.00
	Expense Total:	**10,000.00**	**10,000.00**	**0.00**	**47,560.00**	**-37,560.00**
	Fund: 049 - C D A TRUST Surplus (Deficit):	**0.00**	**0.00**	**70.81**	**703.69**	
Fund: 050 - C D A FEES						
Revenue						
050-35104	INTEREST TEXAS CLASS INVESTMENTS	0.00	0.00	0.04	0.39	-0.39
	Revenue Total:	**0.00**	**0.00**	**0.04**	**0.39**	**-0.39**
Expense						
050-000-48000	MISCELLANEOUS EXPENSE	0.00	0.00	0.00	80.00	-80.00
	Expense Total:	**0.00**	**0.00**	**0.00**	**80.00**	**-80.00**
	Fund: 050 - C D A FEES Surplus (Deficit):	**0.00**	**0.00**	**0.04**	**-79.61**	
Fund: 051 - CDA STATE APPROPRIATIONS FUND						
Revenue						
051-31200	STATE APPROPRIATIONS	0.00	0.00	0.00	18,333.32	-18,333.32
051-35100	INTEREST ON INVESTMENTS	0.00	0.00	308.46	2,198.44	-2,198.44
051-35104	INTEREST TEXAS CLASS INVESTMENTS	0.00	0.00	281.26	2,468.00	-2,468.00
	Revenue Total:	**0.00**	**0.00**	**589.72**	**22,999.76**	**-22,999.76**
Expense						
051-000-40000	SALARIES	0.00	0.00	1,943.32	14,385.57	-14,385.57
051-000-40070	SALARIES & FRINGE BENEFITS	0.00	0.00	921.28	6,853.54	-6,853.54
051-000-40100	SOCIAL SECURITY	0.00	0.00	172.50	1,298.14	-1,298.14
051-000-40110	RETIREMENT	0.00	0.00	163.44	1,225.80	-1,225.80
051-000-42661	TRAINING & EDUCATION	0.00	0.00	0.00	167.00	-167.00
	Expense Total:	**0.00**	**0.00**	**3,200.54**	**23,930.05**	**-23,930.05**
	Fund: 051 - CDA STATE APPROPRIATIONS FUND Surplus (Deficit):	**0.00**	**0.00**	**-2,610.82**	**-930.29**	
Fund: 052 - ALTERNATE DISPUTE RESOLUTION						
Revenue						
052-35100	INTEREST ON INVESTMENTS	0.00	0.00	207.03	1,357.95	-1,357.95
	Revenue Total:	**0.00**	**0.00**	**207.03**	**1,357.95**	**-1,357.95**
	Fund: 052 - ALTERNATE DISPUTE RESOLUTION Total:	**0.00**	**0.00**	**207.03**	**1,357.95**	

		Original Total Budget	Current Total Budget	MTD Activity	YTD Activity	Budget Remaining
Fund: 072 - TYLER COUNTY SEACH & RESCUE						
Revenue						
072-35100	INTEREST ON INVESTMENTS	0.00	0.00	0.87	5.67	-5.67
	Revenue Total:	**0.00**	**0.00**	**0.87**	**5.67**	**-5.67**
	Fund: 072 - TYLER COUNTY SEACH & RESCUE Total:	**0.00**	**0.00**	**0.87**	**5.67**	
Fund: 073 - JUSTICE COURT TECHNOLOGY FUND						
Revenue						
073-32500	JUSTICE OF PEACE FEES	0.00	0.00	0.00	84.00	-84.00
073-35100	INTEREST ON INVESTMENTS	0.00	0.00	37.89	247.95	-247.95
073-35104	INTEREST TEXAS CLASS INVESTMENTS	0.00	0.00	140.61	1,233.93	-1,233.93
	Revenue Total:	**0.00**	**0.00**	**178.50**	**1,565.88**	**-1,565.88**
	Fund: 073 - JUSTICE COURT TECHNOLOGY FUND Total:	**0.00**	**0.00**	**178.50**	**1,565.88**	
Fund: 074 - HOMELAND SECURITY						
Revenue						
074-35104	INTEREST TEXAS CLASS INVESTMENTS	0.00	0.00	35.09	307.75	-307.75
	Revenue Total:	**0.00**	**0.00**	**35.09**	**307.75**	**-307.75**
	Fund: 074 - HOMELAND SECURITY Total:	**0.00**	**0.00**	**35.09**	**307.75**	
Fund: 076 - EMERGENCY OPERATIONS CENTER						
Revenue						
076-30000	BEGINNING BALANCE	29,351.00	29,351.00	0.00	0.00	29,351.00
076-32116	UTILITY CONSTRUCTION PERMIT FEE	0.00	0.00	325.00	3,100.00	-3,100.00
076-35100	INTEREST ON INVESTMENTS	200.00	200.00	0.00	0.00	200.00
076-35104	INTEREST TEXAS CLASS INVESTMENTS	0.00	0.00	278.70	2,438.13	-2,438.13
076-38118	REIMBURSEMENT/MISC INCOME	0.00	0.00	0.00	51.28	-51.28
076-39000	TRANSFER FROM GENERAL FUND	150,808.00	150,808.00	0.00	150,808.00	0.00
	Revenue Total:	**180,359.00**	**180,359.00**	**603.70**	**156,397.41**	**23,961.59**
Expense						
076-000-40000	SALARIES	87,505.00	87,505.00	8,299.84	73,519.90	13,985.10
076-000-40100	SOCIAL SECURITY	6,695.00	6,695.00	634.95	5,600.15	1,094.85
076-000-40110	RETIREMENT	6,091.00	6,091.00	568.04	5,016.67	1,074.33
076-000-40120	HOSPITALIZATION	25,377.00	25,377.00	1,087.87	8,557.78	16,819.22
076-000-40130	WORKERS' COMPENSATION	206.00	206.00	0.00	0.00	206.00
076-000-40140	UNEMPLOYMENT INSURANCE	385.00	385.00	14.94	132.01	252.99
076-000-42100	OFFICE SUPPLIES	2,200.00	2,313.99	159.98	1,152.16	1,161.83
076-000-42102	EMERGENCY SUPPLIES/SIGNANGE	1,500.00	1,500.00	0.00	2,581.43	-1,081.43
076-000-42123	COMUNITY OUTREACH EXPENSES	0.00	0.00	179.87	564.14	-564.14
076-000-42150	UNIFORMS	2,000.00	2,050.00	0.00	662.79	1,387.21
076-000-42178	I.R.I.S. LICENSE	0.00	0.00	1,852.00	1,852.00	-1,852.00
076-000-42211	STANDBY FUEL	10,000.00	10,000.00	0.00	153.95	9,846.05
076-000-42351	SERVICE OF GENERATORS	6,400.00	6,400.00	0.00	1,195.25	5,204.75
076-000-42416	VEHICLE OPERATIONS/MAINTENANCE	10,000.00	10,000.00	345.90	5,526.47	4,473.53
076-000-42500	TELEPHONE	4,000.00	4,000.00	158.09	2,081.59	1,918.41
076-000-42663	TRAINING & EDUCATION	4,000.00	4,000.00	196.53	4,086.35	-86.35
076-000-43200	PURCHASE OF EQUIPMENT	10,000.00	10,000.00	13.99	1,491.71	8,508.29
076-000-43901	STANDBY MAINTENANCE	4,000.00	4,000.00	0.00	0.00	4,000.00
	Expense Total:	**180,359.00**	**180,522.99**	**13,512.00**	**114,174.35**	**66,348.64**
	Fund: 076 - EMERGENCY OPERATIONS CENTER Surplus (Deficit):	**0.00**	**-163.99**	**-12,908.30**	**42,223.06**	
Fund: 088 - TJPC-TITLE IVE FUND						
Revenue						
088-35100	INTEREST ON INVESTMENTS	0.00	0.00	26.52	173.94	-173.94
088-35104	INTEREST TEXAS CLASS INVESTMENTS	0.00	0.00	105.45	925.46	-925.46
	Revenue Total:	**0.00**	**0.00**	**131.97**	**1,099.40**	**-1,099.40**
	Fund: 088 - TJPC-TITLE IVE FUND Total:	**0.00**	**0.00**	**131.97**	**1,099.40**	
Fund: 089 - TYLER COUNTY NUTRITION CENTER						
Revenue						
089-30000	BEGINNING BALANCE	39,922.00	39,922.00	0.00	0.00	39,922.00

		Original Total Budget	Current Total Budget	MTD Activity	YTD Activity	Budget Remaining
089-31140	LEASE INCOME	3,000.00	3,000.00	125.00	1,125.00	1,875.00
089-32128	HALL RENTAL	1,500.00	1,500.00	0.00	0.00	1,500.00
089-35100	INTEREST ON INVESTMENTS	200.00	200.00	219.93	1,623.23	-1,423.23
089-35104	INTEREST TEXAS CLASS INVESTMENTS	0.00	0.00	35.15	308.53	-308.53
089-37106	DETCOG REIMBURSEMENT FOR SENIOR CI	82,000.00	82,000.00	5,595.75	50,361.75	31,638.25
089-38104	DONATIONS	0.00	0.00	200.00	2,405.56	-2,405.56
089-38113	CITIZEN MEAL DONATIONS	42,000.00	42,000.00	1,646.00	15,746.65	26,253.35
089-38124	MISC INCOME-NUTRITION CENTER	0.00	0.00	0.00	25.00	-25.00
089-39000	TRANSFER FROM GENERAL FUND	88,993.00	88,993.00	0.00	88,993.00	0.00
	Revenue Total:	**257,615.00**	**257,615.00**	**7,821.83**	**160,588.72**	**97,026.28**
Expense						
089-000-40050	SALARIES	106,344.00	106,344.00	5,674.18	58,835.74	47,508.26
089-000-40100	SOCIAL SECURITY	8,136.00	8,136.00	416.14	4,338.40	3,797.60
089-000-40110	RETIREMENT	7,402.00	7,402.00	377.76	4,001.38	3,400.62
089-000-40120	HOSPITALIZATION	25,377.00	25,377.00	2,167.18	19,461.32	5,915.68
089-000-40130	WORKERS' COMPENSATION	50.00	50.00	0.00	103.50	-53.50
089-000-40140	UNEMPLOYMENT INSURANCE	50.00	50.00	0.00	0.00	50.00
089-000-42100	OFFICE SUPPLIES	500.00	500.00	0.00	68.91	431.09
089-000-42150	UNIFORMS	400.00	400.00	0.00	118.96	281.04
089-000-42157	SENIOR MEAL EXPENSES	50,000.00	50,000.00	3,880.31	31,609.06	18,390.94
089-000-42189	TRAINING & EDUCATION	3,630.00	3,630.00	0.00	160.45	3,469.55
089-000-42204	SENIOR ACTIVITIES	1,500.00	1,500.00	0.00	0.00	1,500.00
089-000-42394	BUILDING INSURANCE	500.00	500.00	0.00	0.00	500.00
089-000-42410	REPAIRS & MAINTENANCE	14,000.00	23,140.00	296.33	16,982.20	6,157.80
089-000-42510	UTILITIES	29,726.00	29,726.00	3,967.01	24,928.00	4,798.00
089-000-42522	MISC. KITCHEN SUPPLIES	0.00	0.00	466.22	773.58	-773.58
089-000-43200	PURCHASE OF EQUIPMENT	10,000.00	10,000.00	0.00	0.00	10,000.00
	Expense Total:	**257,615.00**	**266,755.00**	**17,245.13**	**161,381.50**	**105,373.50**
	Fund: 089 - TYLER COUNTY NUTRITION CENTER Surplus (Deficit):	**0.00**	**-9,140.00**	**-9,423.30**	**-792.78**	
Fund: 093 - PAYROLL ACCOUNT						
Revenue						
093-38113	OTHER INCOME	0.00	0.00	0.00	158.93	-158.93
	Revenue Total:	**0.00**	**0.00**	**0.00**	**158.93**	**-158.93**
Expense						
093-000-48000	MISCELLANEOUS EXPENSE	0.00	0.00	0.00	158.93	-158.93
	Expense Total:	**0.00**	**0.00**	**0.00**	**158.93**	**-158.93**
	Fund: 093 - PAYROLL ACCOUNT Surplus (Deficit):	**0.00**	**0.00**	**0.00**	**0.00**	
Fund: 096 - CHILD WELFARE BOARD FUND						
Revenue						
096-35100	INTEREST ON INVESTMENTS	0.00	0.00	13.96	88.32	-88.32
096-35104	INTEREST TEXAS CLASS INVESTMENTS	0.00	0.00	30.35	265.48	-265.48
096-38105	JUROR DONATIONS	0.00	0.00	0.00	285.00	-285.00
	Revenue Total:	**0.00**	**0.00**	**44.31**	**638.80**	**-638.80**
	Fund: 096 - CHILD WELFARE BOARD FUND Total:	**0.00**	**0.00**	**44.31**	**638.80**	
Fund: 097 - CHILD SAFETY FUND						
Revenue						
097-32105	CHILD SAFETY FUND FEES	49,943.00	49,943.00	1,791.00	15,660.00	34,283.00
097-35100	INTEREST ON INVESTMENTS	1,500.00	1,500.00	0.00	0.00	1,500.00
097-35104	INTEREST TEXAS CLASS INVESTMENTS	0.00	0.00	0.00	-13.52	13.52
097-39029	TRANSFER FROM GENERAL FUND	0.00	0.00	0.00	45,000.00	-45,000.00
	Revenue Total:	**51,443.00**	**51,443.00**	**1,791.00**	**60,646.48**	**-9,203.48**
Expense						
097-000-40000	SALARIES - SUMMER YOUTH PROGRAM	45,000.00	45,000.00	0.00	20,992.84	24,007.16
097-000-40100	SOCIAL SECURITY	3,443.00	3,443.00	46.97	3,106.87	336.13
097-000-40110	RETIREMENT	0.00	0.00	42.73	671.65	-671.65
097-000-40140	UNEMPLOYMENT INSURANCE	1,500.00	1,500.00	0.00	0.00	1,500.00

		Original Total Budget	Current Total Budget	MTD Activity	YTD Activity	Budget Remaining
097-000-42105	INSTRUCTIONAL EDUCATION & SUPPLIES	1,000.00	1,000.00	0.00	780.18	219.82
097-000-42212	SUMMER YOUTH TRAVEL	500.00	500.00	0.00	570.07	-70.07
097-000-42655	CHILD SAFETY PROGRAMS	0.00	0.00	615.10	9,666.36	-9,666.36
	Expense Total:	**51,443.00**	**51,443.00**	**704.80**	**35,787.97**	**15,655.03**
	Fund: 097 - CHILD SAFETY FUND Surplus (Deficit):	**0.00**	**0.00**	**1,086.20**	**24,858.51**	
Fund: 101 - SUPPLEMENT COURT QUARDIANSHIP						
Revenue						
101-31148	SCIG FEES	0.00	0.00	180.00	1,620.00	-1,620.00
101-35100	INTEREST ON INVESTMENTS	0.00	0.00	154.43	1,000.54	-1,000.54
	Revenue Total:	**0.00**	**0.00**	**334.43**	**2,620.54**	**-2,620.54**
	Fund: 101 - SUPPLEMENT COURT QUARDIANSHIP Total:	**0.00**	**0.00**	**334.43**	**2,620.54**	
Fund: 103 - DISTRICT COURT CRIMINAL TECHNOLOGY FUND						
Revenue						
103-32113	CRIMINAL TECHNOLOGY FEE	0.00	0.00	0.00	94.00	-94.00
103-35100	INTEREST ON INVESTMENTS	0.00	0.00	20.34	133.02	-133.02
103-35104	INTEREST TEXAS CLASS INVESTMENTS	0.00	0.00	113.78	995.37	-995.37
	Revenue Total:	**0.00**	**0.00**	**134.12**	**1,222.39**	**-1,222.39**
	Fund: 103 - DISTRICT COURT CRIMINAL TECHNOLOGY FUND Total:	**0.00**	**0.00**	**134.12**	**1,222.39**	
Fund: 105 - CDBG GLO-22-119-009-D419						
Revenue						
105-36108	GRANT FUNDING D419	0.00	0.00	0.00	480,741.29	-480,741.29
	Revenue Total:	**0.00**	**0.00**	**0.00**	**480,741.29**	**-480,741.29**
	Fund: 105 - CDBG GLO-22-119-009-D419 Total:	**0.00**	**0.00**	**0.00**	**480,741.29**	
Fund: 107 - CDBG LOCAL BUYOUT/AQUISITION PROGRAM						
Revenue						
107-39000	TRANSFERS FROM GENERAL FUND	0.00	0.00	0.00	0.27	-0.27
	Revenue Total:	**0.00**	**0.00**	**0.00**	**0.27**	**-0.27**
	Fund: 107 - CDBG LOCAL BUYOUT/AQUISITION PROGRAM Total:	**0.00**	**0.00**	**0.00**	**0.27**	
Fund: 111 - COURTHOUSE RESTORATION						
Revenue						
111-30000	BEGINNING BALANCE	425,000.00	425,000.00	0.00	0.00	425,000.00
111-35100	INTEREST ON INVESTMENT	0.00	0.00	1,476.09	9,690.89	-9,690.89
111-35104	INTEREST TEXAS CLASS INVESTMENTS	0.00	0.00	2,535.62	22,185.52	-22,185.52
111-38104	DONATIONS	0.00	0.00	0.00	5,000.00	-5,000.00
111-39000	TRANSFER FROM GENERAL FUND	75,000.00	75,000.00	0.00	0.00	75,000.00
	Revenue Total:	**500,000.00**	**500,000.00**	**4,011.71**	**36,876.41**	**463,123.59**
Expense						
111-000-42412	COURTHOUSE REHABILITATION EXPENSE	500,000.00	500,000.00	732.40	1,132.40	498,867.60
	Expense Total:	**500,000.00**	**500,000.00**	**732.40**	**1,132.40**	**498,867.60**
	Fund: 111 - COURTHOUSE RESTORATION Surplus (Deficit):	**0.00**	**0.00**	**3,279.31**	**35,744.01**	
Fund: 112 - LEGISLATIVE SERVICES						
Revenue						
112-35100	INTEREST ON INVESTMENTS	0.00	0.00	173.33	1,047.07	-1,047.07
112-35104	INTEREST TEXAS CLASS INVESTMENTS	0.00	0.00	219.92	1,924.31	-1,924.31
112-39000	TRANSFER FROM GENERAL FUND	10,500.00	10,500.00	0.00	10,500.00	0.00
	Revenue Total:	**10,500.00**	**10,500.00**	**393.25**	**13,471.38**	**-2,971.38**
Expense						
112-000-48000	MISCELLANEOUS EXPENSE	10,500.00	10,500.00	0.00	0.00	10,500.00
	Expense Total:	**10,500.00**	**10,500.00**	**0.00**	**0.00**	**10,500.00**
	Fund: 112 - LEGISLATIVE SERVICES Surplus (Deficit):	**0.00**	**0.00**	**393.25**	**13,471.38**	

		Original Total Budget	Current Total Budget	MTD Activity	YTD Activity	Budget Remaining
Fund: 113 - CIVIL FEES (ADULT PROBATION)						
Revenue						
113-35100	INTEREST ON INVESTMENTS	0.00	0.00	4.42	28.99	-28.99
	Revenue Total:	**0.00**	**0.00**	**4.42**	**28.99**	**-28.99**
	Fund: 113 - CIVIL FEES (ADULT PROBATION) Total:	**0.00**	**0.00**	**4.42**	**28.99**	
Fund: 114 - ELECTED OFFICIALS FUND						
Revenue						
114-35102	INTEREST FNB INVESTMENTS	0.00	0.00	0.00	67,123.15	-67,123.15
114-38310	TAXES GASB 84	0.00	0.00	0.00	28,506,373.78	-28,506,373.78
114-38320	FEES GASB 84	0.00	0.00	0.00	1,762,972.09	-1,762,972.09
114-38330	INMATE TRUST DEPOSITS GASB 84	0.00	0.00	0.00	45,769.12	-45,769.12
114-38335	JAIL COMMISSARY GASB 84	0.00	0.00	0.00	29,922.66	-29,922.66
114-38340	CASH BONDS GASB 84	0.00	0.00	0.00	5,750.00	-5,750.00
114-38350	VIT GASB 84	0.00	0.00	0.00	21,738.57	-21,738.57
114-38360	COUNTY CLERK GENERAL GASB 84	0.00	0.00	0.00	237,323.95	-237,323.95
114-38370	DISTRICT CLERK GENERAL GASB 84	0.00	0.00	0.00	172,903.00	-172,903.00
114-38380	DIST CLERK TRUST GASB84	0.00	0.00	0.00	172,688.09	-172,688.09
114-38390	CO CLERK REGISTRY REVENUE GASB 84	0.00	0.00	0.00	5,386.10	-5,386.10
	Revenue Total:	**0.00**	**0.00**	**0.00**	**31,027,950.51**	**-31,027,950.51**
Expense						
114-000-41000	DISBURSEMENT TO OTHERS	0.00	0.00	0.00	1,139,723.06	-1,139,723.06
114-000-48310	DISBURSEMENT TO COUNTY	0.00	0.00	0.00	15,787,653.13	-15,787,653.13
114-000-48315	DISBURSEMENT TO CITIES	0.00	0.00	0.00	1,246,894.51	-1,246,894.51
114-000-48330	DISBURSEMENT TO SCHOOL DISTRICTS	0.00	0.00	0.00	12,918,149.01	-12,918,149.01
114-000-48340	DISBURSEMENT INMATE TRUST	0.00	0.00	0.00	42,374.36	-42,374.36
114-000-48345	DISBURSEMENT LONE STAR	0.00	0.00	0.00	40,253.22	-40,253.22
114-000-48350	DISBURSEMENT CASH BONDS	0.00	0.00	0.00	25,750.00	-25,750.00
114-000-48360	DISBURSEMENT TO WATER DISTRICTS	0.00	0.00	0.00	107,526.43	-107,526.43
114-000-48370	DISBURSEMENT TO HOSPITAL DISTRICTS	0.00	0.00	0.00	2,644,910.65	-2,644,910.65
114-000-48390	DISBURSEMENT MISCELLANEOUS	0.00	0.00	0.00	390,725.78	-390,725.78
114-000-48395	RESTITUTION COLLECTED	0.00	0.00	0.00	8,578.84	-8,578.84
	Expense Total:	**0.00**	**0.00**	**0.00**	**34,352,538.99**	**-34,352,538.99**
	Fund: 114 - ELECTED OFFICIALS FUND Surplus (Deficit):	**0.00**	**0.00**	**0.00**	**-3,324,588.48**	
Fund: 115 - GRANT GLO 24-065-046-E538 STATE MID						
Revenue						
115-36108	GRANT FUNDING	0.00	0.00	0.00	1,608,981.72	-1,608,981.72
	Revenue Total:	**0.00**	**0.00**	**0.00**	**1,608,981.72**	**-1,608,981.72**
Expense						
115-000-42121	CONSTRUCTION	0.00	0.00	0.00	1,608,981.72	-1,608,981.72
	Expense Total:	**0.00**	**0.00**	**0.00**	**1,608,981.72**	**-1,608,981.72**
	Fund: 115 - GRANT GLO 24-065-046-E538 STATE MID Surplus (Deficit):	**0.00**	**0.00**	**0.00**	**0.00**	
Fund: 116 - GRANT GLO 24-065-047-E539 HUD MID						
Revenue						
116-36108	GRANT FUNDING	0.00	0.00	0.00	2,940,349.81	-2,940,349.81
	Revenue Total:	**0.00**	**0.00**	**0.00**	**2,940,349.81**	**-2,940,349.81**
Expense						
116-000-42121	CONSTRUCTION	0.00	0.00	0.00	2,721,548.81	-2,721,548.81
116-000-42610	ADMINISTRATION	0.00	0.00	0.00	156,006.00	-156,006.00
	Expense Total:	**0.00**	**0.00**	**0.00**	**2,877,554.81**	**-2,877,554.81**
	Fund: 116 - GRANT GLO 24-065-047-E539 HUD MID Surplus (Deficit):	**0.00**	**0.00**	**0.00**	**62,795.00**	
	Total Surplus (Deficit):	**0.00**	**-113,341.69**	**-1,068,346.75**	**1,769,265.86**	

Group Summary

Account Type	Original Total Budget	Current Total Budget	MTD Activity	YTD Activity	Budget Remaining
Fund: 010 - GENERAL FUND					
Revenue	13,052,814.34	13,052,814.34	261,229.62	13,164,385.65	-111,571.31
Expense	13,052,814.34	13,058,899.07	1,006,457.22	9,851,644.87	3,207,254.20
Fund: 010 - GENERAL FUND Surplus (Deficit):	**0.00**	**-6,084.73**	**-745,227.60**	**3,312,740.78**	**-3,318,825.51**
Fund: 015 - RESTITUTION - COUNTY CLERK					
Revenue	0.00	0.00	0.00	275.00	-275.00
Expense	0.00	0.00	0.00	121.72	-121.72
Fund: 015 - RESTITUTION - COUNTY CLERK Surplus (Deficit):	**0.00**	**0.00**	**0.00**	**153.28**	**-153.28**
Fund: 020 - GENERAL ROAD & BRIDGE (County Special)					
Revenue	4,478,532.41	4,478,532.41	49,306.66	4,691,697.76	-213,165.35
Expense	4,478,532.41	4,478,532.41	49,306.66	4,691,697.76	-213,165.35
Fund: 020 - GENERAL ROAD & BRIDGE (County Special) Surplus (Deficit):	**0.00**	**0.00**	**0.00**	**0.00**	**0.00**
Fund: 021 - ROAD & BRIDGE I					
Revenue	1,045,437.53	1,045,437.53	15,581.13	1,109,622.96	-64,185.43
Expense	1,045,437.53	1,046,005.53	51,756.31	726,537.65	319,467.88
Fund: 021 - ROAD & BRIDGE I Surplus (Deficit):	**0.00**	**-568.00**	**-36,175.18**	**383,085.31**	**-383,653.31**
Fund: 022 - ROAD & BRIDGE II					
Revenue	1,116,686.48	1,116,686.48	16,608.16	1,308,162.94	-191,476.46
Expense	1,116,686.48	1,117,566.29	52,018.74	864,922.10	252,644.19
Fund: 022 - ROAD & BRIDGE II Surplus (Deficit):	**0.00**	**-879.81**	**-35,410.58**	**443,240.84**	**-444,120.65**
Fund: 023 - ROAD & BRIDGE III					
Revenue	1,397,154.85	1,397,154.85	19,843.64	1,478,456.64	-81,301.79
Expense	1,397,154.85	1,398,670.87	84,751.57	959,279.83	439,391.04
Fund: 023 - ROAD & BRIDGE III Surplus (Deficit):	**0.00**	**-1,516.02**	**-64,907.93**	**519,176.81**	**-520,692.83**
Fund: 024 - ROAD & BRIDGE IV					
Revenue	1,433,367.35	1,433,367.35	18,712.24	1,387,915.13	45,452.22
Expense	1,433,367.35	1,434,785.35	67,752.85	902,894.47	531,890.88
Fund: 024 - ROAD & BRIDGE IV Surplus (Deficit):	**0.00**	**-1,418.00**	**-49,040.61**	**485,020.66**	**-486,438.66**
Fund: 025 - TYLER CO AIRPORT					
Revenue	92,856.00	92,856.00	707.82	131,720.64	-38,864.64
Expense	92,856.00	92,856.00	5,222.16	99,632.50	-6,776.50
Fund: 025 - TYLER CO AIRPORT Surplus (Deficit):	**0.00**	**0.00**	**-4,514.34**	**32,088.14**	**-32,088.14**
Fund: 026 - TYLER CO. RODEO ARENA/FAIRGRND					
Revenue	61,806.00	61,806.00	52.76	46,638.80	15,167.20
Expense	61,806.00	61,806.00	898.31	18,746.47	43,059.53
Fund: 026 - TYLER CO. RODEO ARENA/FAIRGRND Surplus (Deficit):	**0.00**	**0.00**	**-845.55**	**27,892.33**	**-27,892.33**
Fund: 027 - MIT HAZARD MITIGATION PLANS GRANT					
Revenue	0.00	0.00	0.00	12,500.00	-12,500.00
Expense	0.00	0.00	0.00	2,500.00	-2,500.00
Fund: 027 - MIT HAZARD MITIGATION PLANS GRANT Surplus (Deficit):	**0.00**	**0.00**	**0.00**	**10,000.00**	**-10,000.00**
Fund: 028 - ECONOMIC DEVELOPMENT					
Revenue	10,600.00	10,600.00	178.50	15,885.97	-5,285.97
Expense	10,600.00	12,074.00	0.00	6,939.00	5,135.00
Fund: 028 - ECONOMIC DEVELOPMENT Surplus (Deficit):	**0.00**	**-1,474.00**	**178.50**	**8,946.97**	**-10,420.97**
Fund: 029 - BENEVOLENCE FUND					
Revenue	1,000.00	1,000.00	25.90	1,370.00	-370.00
Expense	1,000.00	1,000.00	0.00	463.61	536.39
Fund: 029 - BENEVOLENCE FUND Surplus (Deficit):	**0.00**	**0.00**	**25.90**	**906.39**	**-906.39**
Fund: 030 - DIST CL'K STATE APPROP					
Revenue	48,592.00	48,592.00	174.29	1,529.40	47,062.60
Expense	48,592.00	48,592.00	0.00	0.00	48,592.00
Fund: 030 - DIST CL'K STATE APPROP Surplus (Deficit):	**0.00**	**0.00**	**174.29**	**1,529.40**	**-1,529.40**

Account Type	Original Total Budget	Current Total Budget	MTD Activity	YTD Activity	Budget Remaining
Fund: 031 - COUNTY CLERK RMP					
Revenue	464,044.00	464,044.00	7,879.33	70,688.72	393,355.28
Expense	464,044.00	464,044.00	116,454.22	118,154.22	345,889.78
Fund: 031 - COUNTY CLERK RMP Surplus (Deficit):	**0.00**	**0.00**	**-108,574.89**	**-47,465.50**	**47,465.50**
Fund: 032 - C D A FORFEITURE					
Revenue	15,020.00	15,020.00	33.63	290.69	14,729.31
Expense	15,020.00	15,020.00	0.00	0.00	15,020.00
Fund: 032 - C D A FORFEITURE Surplus (Deficit):	**0.00**	**0.00**	**33.63**	**290.69**	**-290.69**
Fund: 033 - SHERIFF FORFEITURE					
Revenue	5,900.00	-40,915.57	155.12	2,565.71	-43,481.28
Expense	5,900.00	46,165.57	0.00	9,866.39	36,299.18
Fund: 033 - SHERIFF FORFEITURE Surplus (Deficit):	**0.00**	**-87,081.14**	**155.12**	**-7,300.68**	**-79,780.46**
Fund: 034 - DISTRICT CLERK RMP					
Revenue	155,000.00	155,000.00	986.45	159,013.64	-4,013.64
Expense	155,000.00	155,000.00	0.00	222,402.63	-67,402.63
Fund: 034 - DISTRICT CLERK RMP Surplus (Deficit):	**0.00**	**0.00**	**986.45**	**-63,388.99**	**63,388.99**
Fund: 035 - AMERICAN RESCUE PLAN ACT FUNDING					
Revenue	2,104,766.00	2,104,766.00	0.00	5,774.09	2,098,991.91
Expense	2,104,766.00	2,104,766.00	0.00	565,445.52	1,539,320.48
Fund: 035 - AMERICAN RESCUE PLAN ACT FUNDING Surplus (Deficit):	**0.00**	**0.00**	**0.00**	**-559,671.43**	**559,671.43**
Fund: 036 - LIBRARY FUND					
Revenue	32,600.00	32,600.00	921.14	40,168.43	-7,568.43
Expense	32,600.00	32,600.00	2,593.85	24,712.65	7,887.35
Fund: 036 - LIBRARY FUND Surplus (Deficit):	**0.00**	**0.00**	**-1,672.71**	**15,455.78**	**-15,455.78**
Fund: 041 - PEACE OFFICER SERVICE FEES					
Revenue	0.00	0.00	1,554.34	18,435.04	-18,435.04
Expense	0.00	0.00	0.00	5,718.60	-5,718.60
Fund: 041 - PEACE OFFICER SERVICE FEES Surplus (Deficit):	**0.00**	**0.00**	**1,554.34**	**12,716.44**	**-12,716.44**
Fund: 042 - HAVA GRANT/CARES ACT					
Revenue	0.00	0.00	122.63	804.33	-804.33
Fund: 042 - HAVA GRANT/CARES ACT Total:	**0.00**	**0.00**	**122.63**	**804.33**	**-804.33**
Fund: 043 - JAIL INTEREST & SINKING					
Revenue	102,500.00	102,500.00	1,016.61	9,674.31	92,825.69
Expense	102,500.00	102,500.00	1,431.00	48,429.29	54,070.71
Fund: 043 - JAIL INTEREST & SINKING Surplus (Deficit):	**0.00**	**0.00**	**-414.39**	**-38,754.98**	**38,754.98**
Fund: 044 - COURTHOUSE SECURITY					
Revenue	136,544.00	136,544.00	325.87	115,691.83	20,852.17
Expense	136,544.00	136,544.00	7,458.19	63,865.76	72,678.24
Fund: 044 - COURTHOUSE SECURITY Surplus (Deficit):	**0.00**	**0.00**	**-7,132.32**	**51,826.07**	**-51,826.07**
Fund: 045 - COUNTY-RMP					
Revenue	51,235.00	51,235.00	477.20	11,916.57	39,318.43
Expense	51,235.00	51,235.00	0.00	0.00	51,235.00
Fund: 045 - COUNTY-RMP Surplus (Deficit):	**0.00**	**0.00**	**477.20**	**11,916.57**	**-11,916.57**
Fund: 046 - RESTITUTION (DISTRICT CLERK)					
Revenue	0.00	0.00	56.60	9,247.34	-9,247.34
Fund: 046 - RESTITUTION (DISTRICT CLERK) Total:	**0.00**	**0.00**	**56.60**	**9,247.34**	**-9,247.34**
Fund: 047 - COUNTY-WIDE RIGHT-OF-WAY FUNDB					
Revenue	754,606.44	754,606.44	4.63	7,080.38	747,526.06
Expense	754,606.44	754,606.44	0.00	0.00	754,606.44
Fund: 047 - COUNTY-WIDE RIGHT-OF-WAY FUNDB Surplus (Deficit):	**0.00**	**0.00**	**4.63**	**7,080.38**	**-7,080.38**
Fund: 048 - EMERGENCY DISASTER RELIEF					
Revenue	955,000.00	955,000.00	842.13	82,134.31	872,865.69
Expense	955,000.00	960,016.00	0.00	273,398.80	686,617.20
Fund: 048 - EMERGENCY DISASTER RELIEF Surplus (Deficit):	**0.00**	**-5,016.00**	**842.13**	**-191,264.49**	**186,248.49**

Account Type	Original Total Budget	Current Total Budget	MTD Activity	YTD Activity	Budget Remaining
Fund: 049 - C D A TRUST					
Revenue	10,000.00	10,000.00	70.81	48,263.69	-38,263.69
Expense	10,000.00	10,000.00	0.00	47,560.00	-37,560.00
Fund: 049 - C D A TRUST Surplus (Deficit):	**0.00**	**0.00**	**70.81**	**703.69**	**-703.69**
Fund: 050 - C D A FEES					
Revenue	0.00	0.00	0.04	0.39	-0.39
Expense	0.00	0.00	0.00	80.00	-80.00
Fund: 050 - C D A FEES Surplus (Deficit):	**0.00**	**0.00**	**0.04**	**-79.61**	**79.61**
Fund: 051 - CDA STATE APPROPRIATIONS FUND					
Revenue	0.00	0.00	589.72	22,999.76	-22,999.76
Expense	0.00	0.00	3,200.54	23,930.05	-23,930.05
Fund: 051 - CDA STATE APPROPRIATIONS FUND Surplus (Deficit):	**0.00**	**0.00**	**-2,610.82**	**-930.29**	**930.29**
Fund: 052 - ALTERNATE DISPUTE RESOLUTION					
Revenue	0.00	0.00	207.03	1,357.95	-1,357.95
Fund: 052 - ALTERNATE DISPUTE RESOLUTION Total:	**0.00**	**0.00**	**207.03**	**1,357.95**	**-1,357.95**
Fund: 072 - TYLER COUNTY SEACH & RESCUE					
Revenue	0.00	0.00	0.87	5.67	-5.67
Fund: 072 - TYLER COUNTY SEACH & RESCUE Total:	**0.00**	**0.00**	**0.87**	**5.67**	**-5.67**
Fund: 073 - JUSTICE COURT TECHNOLOGY FUND					
Revenue	0.00	0.00	178.50	1,565.88	-1,565.88
Fund: 073 - JUSTICE COURT TECHNOLOGY FUND Total:	**0.00**	**0.00**	**178.50**	**1,565.88**	**-1,565.88**
Fund: 074 - HOMELAND SECURITY					
Revenue	0.00	0.00	35.09	307.75	-307.75
Fund: 074 - HOMELAND SECURITY Total:	**0.00**	**0.00**	**35.09**	**307.75**	**-307.75**
Fund: 076 - EMERGENCY OPERATIONS CENTER					
Revenue	180,359.00	180,359.00	603.70	156,397.41	23,961.59
Expense	180,359.00	180,522.99	13,512.00	114,174.35	66,348.64
Fund: 076 - EMERGENCY OPERATIONS CENTER Surplus (Deficit):	**0.00**	**-163.99**	**-12,908.30**	**42,223.06**	**-42,387.05**
Fund: 088 - TJPC-TITLE IVE FUND					
Revenue	0.00	0.00	131.97	1,099.40	-1,099.40
Fund: 088 - TJPC-TITLE IVE FUND Total:	**0.00**	**0.00**	**131.97**	**1,099.40**	**-1,099.40**
Fund: 089 - TYLER COUNTY NUTRITION CENTER					
Revenue	257,615.00	257,615.00	7,821.83	160,588.72	97,026.28
Expense	257,615.00	266,755.00	17,245.13	161,381.50	105,373.50
Fund: 089 - TYLER COUNTY NUTRITION CENTER Surplus (Deficit):	**0.00**	**-9,140.00**	**-9,423.30**	**-792.78**	**-8,347.22**
Fund: 093 - PAYROLL ACCOUNT					
Revenue	0.00	0.00	0.00	158.93	-158.93
Expense	0.00	0.00	0.00	158.93	-158.93
Fund: 093 - PAYROLL ACCOUNT Surplus (Deficit):	**0.00**	**0.00**	**0.00**	**0.00**	**0.00**
Fund: 096 - CHILD WELFARE BOARD FUND					
Revenue	0.00	0.00	44.31	638.80	-638.80
Fund: 096 - CHILD WELFARE BOARD FUND Total:	**0.00**	**0.00**	**44.31**	**638.80**	**-638.80**
Fund: 097 - CHILD SAFETY FUND					
Revenue	51,443.00	51,443.00	1,791.00	60,646.48	-9,203.48
Expense	51,443.00	51,443.00	704.80	35,787.97	15,655.03
Fund: 097 - CHILD SAFETY FUND Surplus (Deficit):	**0.00**	**0.00**	**1,086.20**	**24,858.51**	**-24,858.51**
Fund: 101 - SUPPLEMENT COURT QUARDIANSHIP					
Revenue	0.00	0.00	334.43	2,620.54	-2,620.54
Fund: 101 - SUPPLEMENT COURT QUARDIANSHIP Total:	**0.00**	**0.00**	**334.43**	**2,620.54**	**-2,620.54**
Fund: 103 - DISTRICT COURT CRIMINAL TECHNOLOGY FUND					
Revenue	0.00	0.00	134.12	1,222.39	-1,222.39
Fund: 103 - DISTRICT COURT CRIMINAL TECHNOLOGY FUND Total:	**0.00**	**0.00**	**134.12**	**1,222.39**	**-1,222.39**

Account Type	Original Total Budget	Current Total Budget	MTD Activity	YTD Activity	Budget Remaining
Fund: 105 - CDBG GLO-22-119-009-D419					
Revenue	0.00	0.00	0.00	480,741.29	-480,741.29
Fund: 105 - CDBG GLO-22-119-009-D419 Total:	**0.00**	**0.00**	**0.00**	**480,741.29**	**-480,741.29**
Fund: 107 - CDBG LOCAL BUYOUT/AQUISITION PROGRAM					
Revenue	0.00	0.00	0.00	0.27	-0.27
Fund: 107 - CDBG LOCAL BUYOUT/AQUISITION PROGRAM Total:	**0.00**	**0.00**	**0.00**	**0.27**	**-0.27**
Fund: 111 - COURTHOUSE RESTORATION					
Revenue	500,000.00	500,000.00	4,011.71	36,876.41	463,123.59
Expense	500,000.00	500,000.00	732.40	1,132.40	498,867.60
Fund: 111 - COURTHOUSE RESTORATION Surplus (Deficit):	**0.00**	**0.00**	**3,279.31**	**35,744.01**	**-35,744.01**
Fund: 112 - LEGISLATIVE SERVICES					
Revenue	10,500.00	10,500.00	393.25	13,471.38	-2,971.38
Expense	10,500.00	10,500.00	0.00	0.00	10,500.00
Fund: 112 - LEGISLATIVE SERVICES Surplus (Deficit):	**0.00**	**0.00**	**393.25**	**13,471.38**	**-13,471.38**
Fund: 113 - CIVIL FEES (ADULT PROBATION)					
Revenue	0.00	0.00	4.42	28.99	-28.99
Fund: 113 - CIVIL FEES (ADULT PROBATION) Total:	**0.00**	**0.00**	**4.42**	**28.99**	**-28.99**
Fund: 114 - ELECTED OFFICIALS FUND					
Revenue	0.00	0.00	0.00	31,027,950.51	-31,027,950.51
Expense	0.00	0.00	0.00	34,352,538.99	-34,352,538.99
Fund: 114 - ELECTED OFFICIALS FUND Surplus (Deficit):	**0.00**	**0.00**	**0.00**	**-3,324,588.48**	**3,324,588.48**
Fund: 115 - GRANT GLO 24-065-046-E538 STATE MID					
Revenue	0.00	0.00	0.00	1,608,981.72	-1,608,981.72
Expense	0.00	0.00	0.00	1,608,981.72	-1,608,981.72
Fund: 115 - GRANT GLO 24-065-046-E538 STATE MID Surplus (Deficit):	**0.00**	**0.00**	**0.00**	**0.00**	**0.00**
Fund: 116 - GRANT GLO 24-065-047-E539 HUD MID					
Revenue	0.00	0.00	0.00	2,940,349.81	-2,940,349.81
Expense	0.00	0.00	0.00	2,877,554.81	-2,877,554.81
Fund: 116 - GRANT GLO 24-065-047-E539 HUD MID Surplus (Deficit):	**0.00**	**0.00**	**0.00**	**62,795.00**	**-62,795.00**
Total Surplus (Deficit):	**0.00**	**-113,341.69**	**-1,068,346.75**	**1,769,265.86**	

Fund Summary

Fund	Original Total Budget	Current Total Budget	MTD Activity	YTD Activity	Budget Remaining
010 - GENERAL FUND	0.00	-6,084.73	-745,227.60	3,312,740.78	-3,318,825.51
015 - RESTITUTION - COUNT	0.00	0.00	0.00	153.28	-153.28
020 - GENERAL ROAD & BRID	0.00	0.00	0.00	0.00	0.00
021 - ROAD & BRIDGE I	0.00	-568.00	-36,175.18	383,085.31	-383,653.31
022 - ROAD & BRIDGE II	0.00	-879.81	-35,410.58	443,240.84	-444,120.65
023 - ROAD & BRIDGE III	0.00	-1,516.02	-64,907.93	519,176.81	-520,692.83
024 - ROAD & BRIDGE IV	0.00	-1,418.00	-49,040.61	485,020.66	-486,438.66
025 - TYLER CO AIRPORT	0.00	0.00	-4,514.34	32,088.14	-32,088.14
026 - TYLER CO. RODEO ARE	0.00	0.00	-845.55	27,892.33	-27,892.33
027 - MIT HAZARD MITIGATI	0.00	0.00	0.00	10,000.00	-10,000.00
028 - ECONOMIC DEVELOPM	0.00	-1,474.00	178.50	8,946.97	-10,420.97
029 - BENEVOLENCE FUND	0.00	0.00	25.90	906.39	-906.39
030 - DIST CL'K STATE APPRO	0.00	0.00	174.29	1,529.40	-1,529.40
031 - COUNTY CLERK RMP	0.00	0.00	-108,574.89	-47,465.50	47,465.50
032 - C D A FORFEITURE	0.00	0.00	33.63	290.69	-290.69
033 - SHERIFF FORFEITURE	0.00	-87,081.14	155.12	-7,300.68	-79,780.46
034 - DISTRICT CLERK RMP	0.00	0.00	986.45	-63,388.99	63,388.99
035 - AMERICAN RESCUE PL	0.00	0.00	0.00	-559,671.43	559,671.43
036 - LIBRARY FUND	0.00	0.00	-1,672.71	15,455.78	-15,455.78
041 - PEACE OFFICER SERVIC	0.00	0.00	1,554.34	12,716.44	-12,716.44
042 - HAVA GRANT/CARES A	0.00	0.00	122.63	804.33	-804.33
043 - JAIL INTEREST & SINKIN	0.00	0.00	-414.39	-38,754.98	38,754.98
044 - COURTHOUSE SECURIT	0.00	0.00	-7,132.32	51,826.07	-51,826.07
045 - COUNTY-RMP	0.00	0.00	477.20	11,916.57	-11,916.57
046 - RESTITUTION (DISTRIC	0.00	0.00	56.60	9,247.34	-9,247.34
047 - COUNTY-WIDE RIGHT-	0.00	0.00	4.63	7,080.38	-7,080.38
048 - EMERGENCY DISASTER	0.00	-5,016.00	842.13	-191,264.49	186,248.49
049 - C D A TRUST	0.00	0.00	70.81	703.69	-703.69
050 - C D A FEES	0.00	0.00	0.04	-79.61	79.61
051 - CDA STATE APPROPRIA	0.00	0.00	-2,610.82	-930.29	930.29
052 - ALTERNATE DISPUTE RE	0.00	0.00	207.03	1,357.95	-1,357.95
072 - TYLER COUNTY SEACH	0.00	0.00	0.87	5.67	-5.67
073 - JUSTICE COURT TECHN	0.00	0.00	178.50	1,565.88	-1,565.88
074 - HOMELAND SECURITY	0.00	0.00	35.09	307.75	-307.75
076 - EMERGENCY OPERATIO	0.00	-163.99	-12,908.30	42,223.06	-42,387.05
088 - TJPC-TITLE IVE FUND	0.00	0.00	131.97	1,099.40	-1,099.40
089 - TYLER COUNTY NUTRIT	0.00	-9,140.00	-9,423.30	-792.78	-8,347.22
093 - PAYROLL ACCOUNT	0.00	0.00	0.00	0.00	0.00
096 - CHILD WELFARE BOAR	0.00	0.00	44.31	638.80	-638.80
097 - CHILD SAFETY FUND	0.00	0.00	1,086.20	24,858.51	-24,858.51
101 - SUPPLEMENT COURT C	0.00	0.00	334.43	2,620.54	-2,620.54
103 - DISTRICT COURT CRIMI	0.00	0.00	134.12	1,222.39	-1,222.39
105 - CDBG GLO-22-119-009-	0.00	0.00	0.00	480,741.29	-480,741.29
107 - CDBG LOCAL BUYOUT/	0.00	0.00	0.00	0.27	-0.27
111 - COURTHOUSE RESTOR	0.00	0.00	3,279.31	35,744.01	-35,744.01
112 - LEGISLATIVE SERVICES	0.00	0.00	393.25	13,471.38	-13,471.38
113 - CIVIL FEES (ADULT PRO	0.00	0.00	4.42	28.99	-28.99
114 - ELECTED OFFICIALS FU	0.00	0.00	0.00	-3,324,588.48	3,324,588.48
115 - GRANT GLO 24-065-04	0.00	0.00	0.00	0.00	0.00
116 - GRANT GLO 24-065-04	0.00	0.00	0.00	62,795.00	-62,795.00
Total Surplus (Deficit):	**0.00**	**-113,341.69**	**-1,068,346.75**	**1,769,265.86**	

Section 5

Additional Income Reports

Nutrition Center

TYLER COUNTY
MONTHLY NUTRITION EDUCATION/
SENIOR CENTER ACTIVITY

MONTH: Sept. 2026 DAYS/HOURS OF OPERATION: M-F 7a-3p

NUTRITION EDUCATION: **(please attach example of material presented and a list of the people that received it)**

	Congregate Meals
Number of Nutrition Education Programs Provided (Attach copy of program)	0
Contacts (People receiving information)	0

SENIOR CENTER ACTIVITIES:

	Number	Contacts
Number of Health Screenings Provided	1	13
Number of Recreation Activities Provided	21	275
Number of Exercise Sessions Provided	9	25
Number of Art Therapy Sessions Provided	2	17
Number of Music Therapy Sessions Provided	1	27
Number of Adult Education Sessions Provided	0	0

SENIOR CENTER ATTENDANCE: (please record daily attendance)

36	1	—	5	49	9	—	13	31	17	51	21	55	25	40	29
—	2	—	6	46	10	46	14	46	18	42	22	—	26	46	30
43	3	—	7	51	11	32	15	—	19	56	23	—	27	—	31
51	4	51	8	—	12	68	16	—	20	48	24	60	28		

ITEM	DATE OF RECEIPT	BUDGETED AMOUNT	AMOUNT USED
Enter "Amount Used" and Initial			
Congregate Meals In-Kind		9909 ÷ 12 = 825.75	

Certified by: Erick Ring Date: 10-6-26
Board Member

Reviewed by: Date:
Area Agency on Aging Staff

Effective 10/1/2025

DEEP EAST TEXAS COUNCIL OF GOVERNMENTS
AREA AGENCY ON AGING
CONTRACTOR INVOICE – FY2026

CONTRACTOR NAME: **TYLER COUNTY**

MONTH/YEAR: Sept. 2026 SUBMISSION #: ____

CONTRACT SERVICES AUTHORIZED:

Congregate Meals

Program Income Collected	$ 1762.00	/ $ 9.15	193	meals
Area Agency on Aging Funded Meals (505)	505	x $ 9.15	$ 4620.75	
Other Eligible Meals	250	x $ 9.15	$ 2287.50	

Senior Center Operations

Area Agency on Aging 1 x $ 975.00 = $ 975.00

Certified By: Board Member _____ Date 10-6-26

Certified By: Area Agency on Aging Staff _____ Date

Effective 10/1/2025

Sep-26	AMOUNT	#PEOPLE				SPECIALS
1	$47.00	36				
2	****	****	weather			
3	$78.00	43	$204.00	130		1
4	$79.00	51				1
5	XXXX	XXXX				
6	XXXX	XXXX				
7	XXXX	XXXX	holiday			
8	$87.00	51				3
9	$85.00	49	$371.00	197		1
10	$83.00	46				1
11	$116.00	51				1
12	XXXX	XXXX				
13	XXXX	XXXX				
14	$93.00	46				1
15	$69.00	32				1
16	$139.00	68	$438.00	223		2
17	$48.00	31				
18	$89.00	46				2
19	XXXX	XXXX				
20	XXXX	XXXX				
21	$105.00	51				1
22	$80.00	42				1
23	$100.00	56	$509.00	252		
24	$92.00	48				0
25	$132.00	55				2
26	XXXX	XXXX				
27	XXXX	XXXX				
28	$124.00	60				
29	$50.00	40		$240.00	146	
30	$66.00	46				
TOTAL:	$1,762.00	948				18

XXXX WEEKEND/HOLIDAY
**** WEATHER CLOSURE

Permit Fees

DETAIL REPORT

REPORT CREATED: 10/08/2026 05:59:07 PM

Report Overview

Bureaus In Report:	**1**
Payments:	**12 / $300.00**
Credits:	**0 / $0.00**
Pending:	**0 / $0.00**

Start Date:	**09/01/2026 00:00:00**
End Date:	**09/30/2026 00:00:00**
Total Payments:	**12**

TYLER COUNTY, TX EMERGENCY MGMT CNT

RECORD COUNT: 14

Report Information

Bureau Code:	8314816
Start Date:	09/01/2026 00:00:00
End Date:	09/30/2026 00:00:00

Totals

Payments:	12 / $300.00
Credits:	0 / $0.00
Pending:	0 / $0.00

Detail	Payment ID	Processed Time	Reference ID or Number	Amount	Flow	Outcome	Settled
View	100363918066	9/1/2026 4:24:34 PM	260901N	$25.00	Payment	Complete	
View	100364127988	9/4/2026 10:32:23 AM	260902N	$25.00	Payment	Complete	
View	100364251952	9/8/2026 9:55:45 AM	260904N	$25.00	Payment	Complete	
View	100364289972	9/8/2026 1:30:03 PM	260905N	$25.00	Payment	Complete	
View	100364431253	9/10/2026 10:55:12 AM	S260903N	$25.00	Payment	Complete	
View	100364450292	9/10/2026 1:15:15 PM	260908N	$25.00	Payment	Complete	
View	100364665470	9/14/2026 3:50:55 PM	260912N	$25.00	Payment	Declined	
View	100364666927	9/14/2026 3:59:34 PM	260912N	$25.00	Payment	Declined	
View	100364667264	9/14/2026 4:01:31 PM	260912N	$25.00	Payment	Complete	
View	100364721271	9/15/2026 1:21:56 PM	260913N	$25.00	Payment	Complete	
View	100364742359	9/15/2026 3:46:01 PM	260914N	$25.00	Payment	Complete	
View	100364973972	9/18/2026 3:13:46 PM	260919N	$25.00	Payment	Complete	
View	100365150487	9/22/2026 1:49:08 PM	S260906N	$25.00	Payment	Complete	
View	100365216797	9/23/2026 1:13:32 PM	S260907N	$25.00	Payment	Complete	

Copyright © 2026 Accelerated Card Company, LLC, d/b/a Certified Payments. All rights reserved. Accelerated Card Company, LLC is a registered ISO of Fifth Third Bank, National Association, Cincinnati, OH.

Section 6

Signatures/Approvals

Respectfully Submitted,

Leann Monk, Tyler County Treasurer

This report is made in accordance with the provisions of Gov. Code 2256, The Public Funds Investment Act, which requires quarterly reporting of investment transactions for county funds to the Commissioner's Court. The investments held in Tyler County's portfolio comply with the County's Investment Policy and Strategies.

SWORN AND SUBSCRIBED before me by, Hon. Milton Powers, County Judge; Hon. Joe Blacksher, Commissioner Pct. 1; Hon. Doug Hughes, Commissioner Pct. 2; Mike Marshall, Commissioner Pct. 3; Hon. Donna Hudson, Commissioner Pct. 4, County Commissioners' Court of Tyler County Woodville, Texas each and respectively, on the 13th day of October, A.D., 2026.

Janet Brown

Janet Brown, Tyler County Clerk

WITNESS OUR HANDS, officially this 13th day of October A.D., 2026. Contents of this report reflect the reporting dates of 09/01/2026 – 09/30/2026.

Milton Powers, Tyler County Judge

Joseph P. Blacksher

Joe Blacksher, Tyler County Commissioner, Pct. 1

Doug Hughes, Tyler County Commissioner, Pct. 2

Mike Marshall

Mike Marshall, **Tyler County Commissioner, Pct. 3**

Donna Hudson

Donna Hudson, Tyler County Commissioner, Pct. 4